


# 2021 **ANNUAL** REPORT



today. tomorrow. together.

[www.putcobk.com](http://www.putcobk.com)

Member FDIC. Equal Housing Lender. 

## **ANNUAL MEETING**

THE ANNUAL MEETING OF SHAREHOLDERS  
OF PUTNAM BANCSHARES, INC. WILL BE

**THURSDAY, JUNE 9, 2022  
10:30 AM**

PUTNAM COUNTY BANK LOAN CENTER BOARDROOM  
300 HURRICANE CREEK ROAD  
HURRICANE, WEST VIRGINIA

VIA ZOOM AVAILABLE UPON REQUEST

**ALL SHAREHOLDERS ARE INVITED TO ATTEND.**

## **SHAREHOLDER SERVICES**

**PLEASE CALL 304.562.9931**

**OR WRITE**

**PUTNAM BANCSHARES, INC.**

**SHAREHOLDER SERVICES**

**P.O. BOX 308**

**HURRICANE, WV 25526**



[www.putcobk.com](http://www.putcobk.com)

# | TABLE OF CONTENTS |

<b>LETTER TO SHAREHOLDERS</b>	2
<b>2021 FINANCIAL REPORT</b>	
<b>SELECTED FINANCIAL SUMMARY</b>	F-01
<b>ANALYSIS OF EARNING ASSETS AND INTEREST BEARING LIABILITES</b>	F-02
<b>RATE SENSITIVITY ANALYSIS</b>	F-03
<b>INDEPENDENT AUDITOR'S REPORT</b>	F-04
Consolidated Balance Sheets	F-06
Consolidated Statements of Income	F-07
Consolidated Statements of Comprehensive Income	F-08
Consolidated Statements of Changes in Stockholder's Equity	F-09
Consolidated Statements of Cash Flows	F-10
Notes to Consolidated Financial Statements	F-12
<b>OFFICERS AND EMPLOYEES</b>	
<b>BOARD OF DIRECTORS</b>	

## | LETTER TO SHAREHOLDERS |

The following are the financial results of Putnam Bancshares, Inc. and its wholly-owned subsidiary, Putnam County Bank, for 2021.

The Bank's earnings remained strong during 2021 with net earnings of \$2.7 million compared with \$3.3 million in 2020. During 2021, the Bank experienced a slight decrease within net income and this decrease was mainly a result of reduced rates.

The Bank's asset quality has continued to improve each year. This was evident within the loan portfolio as the Bank booked an overall negative loan provision of \$1.08 million during the year compared to a loan provision expense during 2020 of \$254,025.

Net loans were \$312 million at the end of 2021, which was a decline of \$5 million during the year. The largest reduction within our loan portfolio during 2021 was within our commercial loans category with the majority of the decrease being within the Paycheck Protection Program (PPP Loans). During the year, the Bank saw a reduction of \$3.0 million in PPP Loans, but these loans were designed to be short-term loans in order to help businesses get through the global pandemic.

The Company's capital base was \$92.5 million at the end of 2021, which was an increase of \$605 thousand during the year. The Company's capital base continues to show considerable strength. The Company was again able to increase the overall dividend payments to shareholders.

At the end of 2021, the unemployment rate for West Virginia was 3.70% which was an improvement compared to the end of 2020 at 6.70%. Putnam County's unemployment rate ended the year of 2021 at 2.40%.

During March 2021 the Bank opened the new Loan Center located at 300 Hurricane Creek. This new Loan Center was able to open due to the purchase of our Hurricane Creek Office at 101 Hurricane Creek Road in 2020.

In September 2021, the Bank opened its first full-service branch in Cabell County located in the City of Milton. We are proud to have a full-service branch in Milton and proud to be a part of the community. We are confident of the success of this new branch.



## | LETTER TO SHAREHOLDERS |

(continued)


As we enter 2022, we are beginning to transition out of an economy largely driven by Covid and toward normalcy. As a result, we have seen the effects of inflation with continued supply chain concerns. After leaving interest rates at near zero for two years, the Federal Reserve increased interest rates by 25 basis points in March with clear indication the rates will rise further in the future. We are monitoring rates closely to manage the Bank's interest rate risk and maximize profitability.

We recognize two of our valued employees who retired during 2021. Phyllis Canterbury retired in May of 2021 after sixty years of service at Putnam County Bank. Phyllis has been a staple at The Bank and the community. Teresa White retired at the end of 2021 after thirty-six years of service at Putnam County Bank. We thank both Phyllis and Teresa for their dedicated work to the Bank and wish them both the very best.

Putnam County Bank will continue to serve its customers with the products and services they have come to expect. While the Bank may not provide every service imaginable, we feel the services we provide are cost-effective and secure.

We continue to be confident of the future of Putnam Bancshares, Inc. and Putnam County Bank. While the future holds many challenges, there continues to be a place for a local, community-minded institution which works hard every day to satisfy its customers. We expect to meet these challenges with a helpful and knowledgeable staff of professionals that provide services that are timely and meet customer expectations.

If you should any questions or comments, please call us at (304) 562-9931.



J. R. Wilson  
Chair of the Board



John R. Wilson, Jr  
President / CEO



[www.putcobk.com](http://www.putcobk.com)

## Selected Financial Summary

In Thousands of Dollars

### FOUR - YEAR SUMMARY

	2021	2020	2019	2018
<b>YEAR-END BALANCE SHEET SUMMARY</b>				
Loans, Net	312,239	317,357	340,450	342,749
Investment Securities	222,641	168,810	161,821	166,992
Total Assets	678,331	637,462	591,033	588,200
Deposits	580,699	538,870	493,612	495,846
Shareholders' Equity	92,544	91,939	90,329	87,336
<b>AVERAGE BALANCE SHEET SUMMARY</b>				
Loans, Net	309,481	330,668	340,073	359,979
Investment Securities	200,275	166,690	163,984	160,434
Total Assets	663,261	618,720	591,813	609,701
Deposits	564,185	519,586	496,658	518,149
Shareholders' Equity	92,723	91,884	89,674	86,674
<b>SELECTED RATIOS</b>				
Return On Average Assets	0.40%	0.54%	0.78%	0.17%
Return On Average Equity	2.87%	3.63%	5.17%	1.16%
Dividends Declared As a Percentage Of Net Income	74.31%	57.54%	38.81%	172.92%
<b>SUMMARY OF OPERATIONS</b>				
Interest Income	15,769	19,488	22,832	22,616
Interest Expense	3,123	5,140	5,727	4,675
Net Interest Income	12,645	14,348	17,105	17,941
Provision for Loan Losses	-1,088	254	788	5,807
Noninterest Income	202	464	470	129
Noninterest Expense	10,409	10,172	10,826	10,965
Net Income	2,664	3,337	4,638	1,006
<b>PER SHARE DATA</b>				
Net Income	4.44	5.56	7.73	1.68
Cash Dividends	3.30	3.20	3.00	2.90
Book Value	154.24	153.23	150.55	145.56





# Analysis of Earning Assets and Interest Bearing Liabilities

In Thousands of Dollars

	2021			2020		
	Avg. Balance	Interest	Yield/Rate	Avg. Balance	Interest	Yield/Rate
<b>ASSETS</b>						
<b>Loans</b>						
Commercial	20,031	1,158	5.78%	18,983	1,105	5.82%
Real Estate	292,044	13,444	4.60%	313,151	15,941	5.09%
Consumer	<u>3,610</u>	<u>343</u>	<u>9.50%</u>	<u>4,776</u>	<u>406</u>	<u>8.50%</u>
Total Loans (1)	315,685	14,945	4.73%	336,910	17,452	5.18%
<b>Securities (2)</b>						
Taxable	194,082	644	0.33%	161,627	1,764	1.09%
Tax-Exempt (3)	4,420	126	2.84%	2,816	111	3.95%
Mutual Funds	<u>1,500</u>	<u>17</u>	<u>1.14%</u>	<u>1,500</u>	<u>27</u>	<u>1.77%</u>
Total Securities	200,001	787	0.39%	165,943	1,901	1.15%
Interest Bearing Deposit in Banks	16,084	19	0.12%	10,701	31	0.29%
Federal Funds Sold	<u>114,392</u>	<u>15</u>	<u>0.01%</u>	<u>90,203</u>	<u>101</u>	<u>0.11%</u>
<b>Total Earning Assets</b>	<b>646,162</b>	<b>15,767</b>	<b>2.44%</b>	<b>603,757</b>	<b>19,486</b>	<b>3.23%</b>
Cash and Due from Banks	14,213			13,785		
Premises and Equipment, Net	4,540			1,984		
Other Assets	4,549			5,437		
Allowance for Loan Losses	<u>(6,203)</u>			<u>(6,242)</u>		
<b>Total Assets (4)</b>	<b><u>663,261</u></b>			<b><u>618,721</u></b>		
<b>LIABILITIES AND SHAREHOLDERS' EQUITY</b>						
<b>Interest Bearing Deposits</b>						
Super NOW and Business	149,855	151	0.10%	127,139	178	0.14%
Savings	44,064	22	0.05%	37,897	34	0.09%
Time	<u>263,918</u>	<u>2,950</u>	<u>1.12%</u>	<u>272,442</u>	<u>4,929</u>	<u>1.81%</u>
<b>Total Interest Bearing Deposits</b>	<b>457,837</b>	<b>3,123</b>	<b>0.68%</b>	<b>437,479</b>	<b>5,140</b>	<b>1.17%</b>
Noninterest Bearing Deposits	106,348			82,108		
Accrued Expenses and Other Liabilities	6,353			7,251		
<b>Equity</b>	<b><u>92,723</u></b>			<b><u>91,884</u></b>		
<b>Total Liabilities and Equity</b>	<b><u>663,261</u></b>			<b><u>618,721</u></b>		
Net Interest Margin	646,162	12,644	1.96%	603,757	14,346	2.38%

(1) Includes loans on nonaccrual status.

(2) Represents amortized value.

(3) Tax-exempt income converted to a fully tax-equivalent basis assuming a federal tax of 21% and a state tax of 6.25%.

(4) Net of SFAS 107 Market Value.



## Rate Sensitivity Analysis As of December 31, 2021

In Thousands of Dollars

REPRICING INTERVAL	Three Months or Less	Three to Twelve Months	One to Three Years	Three to Five Years	Five to Fifteen Years	Over Fifteen Years
<b>ASSETS</b>						
Total Loans (1)	13,336	16,391	49,579	57,608	144,984	32,581
Investment Securities (2)	61,595	66,993	81,764	6,969	3,864	0
Federal Funds Sold	102,000	0	0	0	0	0
Total Selected Assets	176,931	83,384	131,343	64,577	148,848	32,581
<b>LIABILITIES</b>						
Interest Bearing Deposits (3)	82,411	87,245	81,006	6,544	0	0
Borrowed Funds	0	0	0	0	0	0
Total Selected Liabilities	82,411	87,245	81,006	6,544	0	0
Differences	94,520	(3,862)	50,337	58,034	148,848	32,581
Cumulative Differences	94,520	90,658	140,996	199,029	347,877	380,458

(1) Does not include loans on nonaccrual status.

(2) Does not include Federal Reserve Stock. Reported HTM Securities at amortized cost and AFS securities at fair values.

(3) Does not include Super NOW, Business Checking Accounts or Traditional Savings deposits.





**HESS, STEWART & CAMPBELL, PLLC**

JOHN G. HESS, CPA  
 ROBERT C. CAMPBELL, CPA  
 TOMI J. WEBER, CPA  
 CHARLES A. COOK, CPA  
 JEFFREY M. MOLLOHAN, CPA  
 ELLIOT R. WILSON, CPA, CFF, ABV, CVA  
 TODD A. ROBINSON, CPA

DARRELL D. TUCKER, CPA  
 CHARLES "MATT" MORRIS, CPA  
 JASON S. KELLEY, CPA  
 TIFFANY D. MILLER, CPA  
 ANDREW G. REED, CPA, CFE  
 KALIE M. ZAFERATOS, CPA  
 CHASE T. CALDWELL, CPA  
 RICK A. GALLOWAY, CPA  
 WILLIAM L. HALL, CPA  
 J. ROBERT LILLY, CPA  
 SHUGUANG "SUSAN" QIAN, CPA  
 DANIEL J. WARE, CPA  
 MAEGAN N. WILSON, CPA  
 LEANNE T. IMPERI, EA

CERTIFIED PUBLIC ACCOUNTANTS  
 P.O. Box 1060  
 HUNTINGTON, WEST VIRGINIA 25713

940 Fourth Avenue  
 Suite 250, Frederick Bldg.

(304) 523-6464  
 Fax (304) 523-4395

Email: [hscpa@hsc-cpa.com](mailto:hscpa@hsc-cpa.com)  
 Web Site: [hsc-cpa.com](http://hsc-cpa.com)

122 E. MAIN STREET  
 BECKLEY, WV 25801  
 (304) 255-1978  
 (304) 255-1971 FAX

**INDEPENDENT AUDITOR'S REPORT**

To the Board of Directors and Stockholders  
 Putnam Bancshares, Inc. and Subsidiaries  
 Hurricane, West Virginia

**Opinion**

We have audited the accompanying consolidated financial statements of Putnam Bancshares, Inc. and Subsidiaries, which comprise the consolidated balance sheets as of December 31, 2021 and 2020, and the related consolidated statements of income, comprehensive income, changes in stockholders' equity, and cash flows for the years then ended, and the related notes to the financial statements.

In our opinion, the consolidated financial statements referred to above present fairly, in all material respects, the financial position of Putnam Bancshares, Inc. and Subsidiary as of December 31, 2021, and the results of their operations and their cash flows for the years then ended in accordance with accounting principles generally accepted in the United States of America.

**Basis for Opinion**

We conducted our audits in accordance with auditing standards generally accepted in the United States of America. Our responsibilities under those standards are further described in the Auditor's Responsibilities for the Audit of the Financial Statements section of our report. We are required to be independent of Putnam Bancshares, Inc. and Subsidiary and to meet our other ethical responsibilities in accordance with the relevant ethical requirements relating to our audits. We believe that the audit evidence we have obtained is sufficient and appropriate to provide a basis for our audit opinion.

**Responsibilities of Management for the Financial Statements**

Management is responsible for the preparation and fair presentation of these consolidated financial statements in accordance with accounting principles generally accepted in the United States of America, and for the design, implementation, and maintenance of internal control relevant to the preparation and fair presentation of consolidated financial statements that are free from material misstatement, whether due to fraud or error.

**MEMBERS**

AMERICAN INSTITUTE OF CERTIFIED PUBLIC ACCOUNTANTS  
 WEST VIRGINIA SOCIETY OF CERTIFIED PUBLIC ACCOUNTANTS



[www.putcobk.com](http://www.putcobk.com)

In preparing the consolidated financial statements, management is required to evaluate whether there are conditions or events, considered in the aggregate, that raise substantial doubt about Putnam Bancshares, Inc. and Subsidiary's ability to continue as a going concern within one year after the date that the consolidated financial statements are available to be issued.

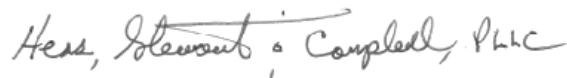
#### **Auditor's Responsibilities for the Audit of the Financial Statements**

Our objectives are to obtain reasonable assurance about whether the consolidated financial statements as a whole are free from material misstatement, whether due to fraud or error, and to issue an auditor's report that includes our opinion. Reasonable assurance is a high level of assurance but is not absolute assurance and therefore is not a guarantee that an audit conducted in accordance with generally accepted auditing standards will always detect a material misstatement when it exists. The risk of not detecting a material misstatement resulting from fraud is higher than for one resulting from error, as fraud may involve collusion, forgery, intentional omissions, misrepresentations, or the override of internal control. Misstatements are considered material if there is a substantial likelihood that, individually or in the aggregate, they would influence the judgment made by a reasonable user based on the consolidated financial statements.

In performing an audit in accordance with generally accepted auditing standards, we:

- Exercise professional judgment and maintain professional skepticism throughout the audit.
- Identify and assess the risks of material misstatement of the consolidated financial statements, whether due to fraud or error, and design and perform audit procedures responsive to those risks. Such procedures include examining, on a test basis, evidence regarding the amounts and disclosures in the financial statements.
- Obtain an understanding of internal control relevant to the audit in order to design audit procedures that are appropriate in the circumstances, but not for the purpose of expressing an opinion on the effectiveness of Putnam Bancshares, Inc. and Subsidiary's internal control. Accordingly, no such opinion is expressed.
- Evaluate the appropriateness of accounting policies used and the reasonableness of significant accounting estimates made by management, as well as evaluate the overall presentation of the consolidated financial statements.
- Conclude whether, in our judgment, there are conditions or events, considered in the aggregate, that raise substantial doubt about Putnam Bancshares, Inc. and Subsidiary's ability to continue as a going concern for a reasonable period of time.

We are required to communicate with those charged with governance regarding, among other matters, the planned scope and timing of the audit, significant audit findings, and certain internal control related matters that we identified during the audit.



Huntington, West Virginia  
March 15, 2022

**PUTNAM BANCSHARES, INC. AND SUBSIDIARIES**  
**CONSOLIDATED BALANCE SHEETS**  
**DECEMBER 31, 2021 AND 2020**

<b>ASSETS</b>	<u>2021</u>	<u>2020</u>
Cash and due from banks	\$ 33,015,936	\$ 29,308,297
Federal funds sold	102,000,000	114,000,000
Cash and cash equivalents	135,015,936	143,308,297
Investment debt securities available-for-sale, at fair value	112,676,807	53,746,071
Investment debt securities held-to-maturity, at amortized cost	108,508,567	113,564,914
Investment equity securities, at fair value	1,456,024	1,498,849
Federal Reserve Bank stock, at cost	39,000	39,000
Loans	317,591,304	324,618,157
Allowance for loan losses	(5,351,968)	(7,260,701)
Net loans	312,239,336	317,357,456
Bank premises and equipment, net	4,834,537	3,722,657
Other real estate owned	-	74,045
Accrued interest receivable	1,058,048	1,149,734
Other assets	2,502,278	3,001,416
<b>TOTAL ASSETS</b>	<b>\$ 678,330,533</b>	<b>\$ 637,462,439</b>
 <b>LIABILITIES AND STOCKHOLDERS' EQUITY</b>		
<b>LIABILITIES</b>		
Deposits:		
Noninterest-bearing	\$ 119,957,352	\$ 89,678,893
Interest-bearing	460,741,384	449,190,611
Total deposits	580,698,736	538,869,504
Accrued interest payable	710,722	1,316,773
Other liabilities	4,376,586	5,336,821
<b>TOTAL LIABILITIES</b>	<b>585,786,044</b>	<b>545,523,098</b>
 <b>STOCKHOLDERS' EQUITY</b>		
Common stock, \$0.50 par value, 1,200,000 shares authorized, 600,000 shares issued and outstanding	300,000	300,000
Additional paid-in capital	1,000,000	1,000,000
Retained earnings	93,865,747	93,181,286
Accumulated other comprehensive income	(2,621,258)	(2,541,945)
<b>TOTAL STOCKHOLDERS' EQUITY</b>	<b>92,544,489</b>	<b>91,939,341</b>
<b>TOTAL LIABILITIES AND STOCKHOLDERS' EQUITY</b>	<b>\$ 678,330,533</b>	<b>\$ 637,462,439</b>

THE ACCOMPANYING NOTES ARE AN INTEGRAL PART OF THESE CONSOLIDATED FINANCIAL STATEMENTS.



**PUTNAM BANCSHARES, INC. AND SUBSIDIARIES**  
**CONSOLIDATED STATEMENTS OF INCOME**  
**YEARS ENDED DECEMBER 31, 2021 AND 2020**

	<u>2021</u>	<u>2020</u>
<b>INTEREST INCOME</b>		
Interest and fees on loans	\$ 14,944,548	\$ 17,451,905
Interest and dividends on investment securities:		
Available-for-sale	710,743	975,956
Held-to-maturity	76,404	925,440
Federal Reserve Bank	21,774	33,794
Interest on federal funds sold	<u>15,306</u>	<u>100,941</u>
Total interest income	15,768,775	19,488,036
<b>INTEREST EXPENSE</b>		
Interest on deposits	<u>3,123,373</u>	<u>5,139,885</u>
<b>NET INTEREST INCOME</b>	12,645,402	14,348,151
<b>PROVISION FOR LOAN LOSSES</b>	<u>(1,087,942)</u>	<u>254,025</u>
<b>NET INTEREST INCOME AFTER PROVISION FOR LOAN LOSSES</b>	13,733,344	14,094,126
<b>NONINTEREST INCOME</b>		
Service fees	490,492	435,812
Securities gains (losses)	(317,950)	(1,151)
Rental income	12,000	30,800
Other income (loss)	<u>17,611</u>	<u>(1,259)</u>
Total noninterest income	202,153	464,202
<b>NONINTEREST EXPENSES</b>		
Salaries and employee benefits	6,248,240	6,156,796
Equipment and occupancy expenses	673,009	580,076
Data processing	1,160,830	1,082,249
Insurance	242,904	205,873
Professional fees	458,406	618,953
Other real estate operational losses	52,879	31,020
Directors' fees	339,000	351,000
Computer supplies	190,008	169,418
Other expenses	<u>1,043,883</u>	<u>976,910</u>
Total noninterest expenses	<u>10,409,159</u>	<u>10,172,295</u>
<b>INCOME BEFORE INCOME TAX</b>	3,526,338	4,386,033
<b>INCOME TAX EXPENSE</b>	<u>861,877</u>	<u>1,049,412</u>
<b>NET INCOME</b>	<u>\$ 2,664,461</u>	<u>\$ 3,336,621</u>

THE ACCOMPANYING NOTES ARE AN INTEGRAL PART OF THESE CONSOLIDATED FINANCIAL STATEMENTS.



**PUTNAM BANCSHARES, INC. AND SUBSIDIARIES**  
**CONSOLIDATED STATEMENTS OF COMPREHENSIVE INCOME**  
**YEARS ENDED DECEMBER 31, 2021 AND 2020**

	<u>2021</u>	<u>2020</u>
Net income	\$ 2,664,461	\$ 3,336,621
Other comprehensive income (loss):		
Unrealized (losses) gains on available-for-sale securities, net of income tax of \$337,466 in 2021 and (\$80,832) in 2020	(1,059,332)	253,736
Reclassification adjustment for (gains) losses realized, net of income tax (benefit) of (\$66,470) in 2021 and \$0 in 2020	208,656	-
Change in underfunded pension liability, net of income tax (benefit) of \$245,730 in 2021 and (\$19,263) in 2020	<u>771,363</u>	<u>(60,467)</u>
Other comprehensive income (loss), net of tax	<u>(79,313)</u>	<u>193,269</u>
Comprehensive income	<u>\$ 2,585,148</u>	<u>\$ 3,529,890</u>

THE ACCOMPANYING NOTES ARE AN INTEGRAL PART OF THESE CONSOLIDATED FINANCIAL STATEMENTS.



**PUTNAM BANCSHARES, INC. AND SUBSIDIARIES**  
**CONSOLIDATED STATEMENTS OF CHANGES IN STOCKHOLDERS' EQUITY**  
**YEARS ENDED DECEMBER 31, 2021 AND 2020**

	<u>Common Stock</u>	<u>Additional Paid-in Capital</u>	<u>Retained Earnings</u>	<u>Accumulated Other Comprehensive Income (Loss)</u>	<u>Total Equity</u>
BALANCE, December 31, 2019	\$ 300,000	\$ 1,000,000	\$ 91,764,665	\$ (2,735,214)	\$ 90,329,451
Net income	-	-	3,336,621	-	3,336,621
Other comprehensive income	-	-	-	193,269	193,269
Dividends, \$3.20 per share	-	-	(1,920,000)	-	(1,920,000)
BALANCE, December 31, 2020	300,000	1,000,000	93,181,286	(2,541,945)	91,939,341
Net income	-	-	2,664,461	-	2,664,461
Other comprehensive income	-	-	-	(79,313)	(79,313)
Dividends, \$3.30 per share	-	-	(1,980,000)	-	(1,980,000)
BALANCE, December 31, 2021	<u>\$ 300,000</u>	<u>\$ 1,000,000</u>	<u>\$ 93,865,747</u>	<u>\$ (2,621,258)</u>	<u>\$ 92,544,489</u>

THE ACCOMPANYING NOTES ARE AN INTEGRAL PART OF THESE CONSOLIDATED FINANCIAL STATEMENTS.



**PUTNAM BANCSHARES, INC. AND SUBSIDIARIES**  
**CONSOLIDATED STATEMENTS OF CASH FLOWS**  
**YEARS ENDED DECEMBER 31, 2021 AND 2020**

	<u>2021</u>	<u>2020</u>
<b>CASH FLOWS FROM OPERATING ACTIVITIES</b>		
Net income	\$ 2,664,461	\$ 3,336,621
Adjustments to reconcile net income to net cash provided by operating activities:		
Depreciation and amortization	277,682	189,557
Deferred income taxes (benefits)	516,744	(445,165)
Provision for loan losses	1,087,942	254,025
Equity in earnings of unconsolidated subsidiary, net of distributions	(10,423)	1,678
Net premium amortization on investment securities	372,226	(791,508)
Change in unrealized loss on equity securities	42,825	1,151
Loss on sale of OREO	51,043	9,892
Change in carrying value in OREO	-	64,672
(Increase) decrease in:		
Interest receivable	91,686	(132,869)
Other assets	18,083	137,882
Increase (decrease) in:		
Interest payable	(606,051)	(328,325)
Other liabilities	56,858	(189,732)
<b>NET CASH PROVIDED BY (USED IN) OPERATING ACTIVITIES</b>	<u>4,563,076</u>	<u>2,107,879</u>
<b>CASH FLOWS FROM INVESTING ACTIVITIES</b>		
Proceeds from sales and maturities of available-for-sale securities	59,603,777	10,011,535
Purchases of available-for-sale securities	(120,104,815)	(20,290,934)
Proceeds from maturities of held-to-maturity securities	269,600,000	273,500,000
Purchases of held-to-maturity securities	(264,467,249)	(269,084,072)
Purchases of bank premises and equipment	(1,389,562)	(3,023,682)
Proceeds from sale of other real estate owned	23,002	470,235
Net (increase) decrease in loans	4,030,178	22,234,883
<b>NET CASH PROVIDED BY (USED IN) INVESTING ACTIVITIES</b>	<u>(52,704,669)</u>	<u>13,817,965</u>

THE ACCOMPANYING NOTES ARE AN INTEGRAL PART OF THESE CONSOLIDATED FINANCIAL STATEMENTS.





**PUTNAM BANCSHARES, INC. AND SUBSIDIARIES**  
**CONSOLIDATED STATEMENTS OF CASH FLOWS**  
**YEARS ENDED DECEMBER 31, 2021 AND 2020**

	<u>2021</u>	<u>2020</u>
<b>CASH FLOWS FROM FINANCING ACTIVITIES</b>		
Net increase (decrease) in demand deposits	\$ 52,359,075	\$ 50,142,637
Net increase (decrease) in time deposits	(10,529,843)	(4,884,676)
Cash dividends paid	<u>(1,980,000)</u>	<u>(1,920,000)</u>
<b>NET CASH PROVIDED BY (USED IN) FINANCING ACTIVITIES</b>	<u>39,849,232</u>	<u>43,337,961</u>
<b>NET CHANGE IN CASH AND CASH EQUIVALENTS</b>	(8,292,361)	59,263,805
<b>CASH AND CASH EQUIVALENTS, BEGINNING</b>	<u>143,308,297</u>	<u>84,044,492</u>
<b>CASH AND CASH EQUIVALENTS, ENDING</b>	<u>\$ 135,015,936</u>	<u>\$ 143,308,297</u>
 <b>SUPPLEMENTAL DISCLOSURES</b>		
Cash paid for interest on deposits and borrowings	<u>\$ 3,729,424</u>	<u>\$ 5,468,210</u>
Cash paid for income taxes	<u>\$ 321,878</u>	<u>\$ 1,429,158</u>
 <b>SUPPLEMENTAL SCHEDULE OF NONCASH ACTIVITIES</b>		
Loans transferred to foreclosed properties	<u>\$ -</u>	<u>\$ 603,844</u>

THE ACCOMPANYING NOTES ARE AN INTEGRAL PART OF THESE CONSOLIDATED FINANCIAL STATEMENTS.



**PUTNAM BANCSHARES, INC. AND SUBSIDIARIES**  
**NOTES TO CONSOLIDATED FINANCIAL STATEMENTS**

**NOTE 1. NATURE OF OPERATIONS AND SIGNIFICANT ACCOUNTING POLICIES**

**Nature of operations:** Putnam Bancshares, Inc. (the “Company”) is a West Virginia corporation headquartered in Hurricane, West Virginia. The Company owns all of the outstanding shares of common stock of Putnam County Bank. Putnam County Bank (the “Bank”) is a West Virginia state-chartered commercial bank that provides commercial, real estate and consumer loans and deposit services principally to individuals and businesses in Putnam County, West Virginia, and the surrounding areas. The Bank has four banking offices, with three located in Hurricane, West Virginia and one located in Milton, West Virginia.

**Basis of presentation:** The accounting and reporting policies of the Company conform to accounting principles generally accepted in the United States of America and to general practices within the banking industry.

**Principles of consolidation:** The consolidated statements include the accounts of Putnam Bancshares, Inc. and its wholly-owned subsidiary, Putnam County Bank. All significant intercompany balances and transactions have been eliminated.

**Use of estimates:** The preparation of consolidated financial statements in conformity with accounting principles generally accepted in the United States of America requires management to make estimates and assumptions that affect the reported amounts of assets and liabilities and disclosure of contingent assets and liabilities as of the date of the financial statements and the reported amounts of revenues and expenses during the reporting periods. Actual results could differ from those estimates.

Material estimates that are particularly susceptible to significant change relate to the determination of the allowance for losses on loans, the fair value of financial instruments and defined benefit plan obligations and expenses. In connection with the determination of the estimated losses on loans, management obtains independent appraisals for significant collateral.

The Bank’s loans are generally secured by specific items of collateral including real property, business assets and consumer assets. Although the Bank has a diversified loan portfolio, a substantial portion of its debtors’ ability to honor their contracts is dependent on local economic conditions.

While management uses available information to recognize losses on loans, further reductions in the carrying amounts of loans may be necessary based on changes in local economic conditions. In addition, regulatory agencies, as an integral part of their examination process, periodically review the estimated losses on loans. Such agencies may require the Bank to recognize additional losses based on their judgements about information available to them at the time of their examination. Because of these factors, it is reasonably possible that the estimated losses on loans may change materially in the near term. However, the amount of the change that is reasonably possible cannot be estimated.

**Cash and cash equivalents:** For purposes of the consolidated statements of cash flows, cash and due from banks includes cash on hand, cash items in process of clearing, federal funds sold, and amounts due from correspondent banks.

**Securities:** Debt securities are classified as “held-to-maturity”, “available-for-sale”, or “trading” according to management’s intent. The appropriate classification is determined at the time of purchase of each security and re-evaluated at each reporting date.

Securities held-to-maturity: Debt securities for which the Bank has the positive intent and ability to hold to maturity are reported at cost, adjusted for amortization of premiums and accretion of discounts using methods approximating the interest method.



**PUTNAM BANCSHARES, INC. AND SUBSIDIARIES**  
**NOTES TO CONSOLIDATED FINANCIAL STATEMENTS**

**NOTE 1. NATURE OF OPERATIONS AND SIGNIFICANT ACCOUNTING POLICIES (continued)**

Securities available-for-sale: Debt securities not classified as “held-to-maturity” or as “trading” are classified as “available-for-sale”. Securities classified as “available-for-sale” are those securities the Bank intends to hold for an indefinite period of time, but not necessarily to maturity. “Available-for-sale” securities are reported at fair value, net of unrealized gains or losses, which are adjusted for applicable income taxes and reported as other comprehensive income.

Trading securities: There are no securities classified as “trading” in the accompanying financial statements.

Equity securities not using the equity method are carried at estimated fair value based on information provided by a third party pricing service with changes in fair value and realized gains or losses reported in noninterest income. If fair value is not readily determinable, the equity security is carried at cost subject to adjustments for any observable market transactions on the same or similar instruments of the investee. All equity securities are evaluated at least annually for impairment. The Company's equity securities have readily determinable fair values. Because changes in fair value are recorded as they occur, there is no expectation of a gain or loss on the sale of equity securities.

Any security that has experienced a decline in value, which management deems other-than-temporary, is reduced to its estimated fair value. The related write-downs are included in earnings as realized losses. In estimating other-than-temporary impairment losses, management considers (1) the length of time and the extent to which the fair value has been less than cost, (2) the financial condition and near-term prospects of the issuer, and (3) the intent and ability of the Bank to retain its investment in the issuer for a period of time sufficient to allow for any anticipated recovery in fair value. Realized gains and losses on sales of securities are recognized using the specific-identification method. Amortization of premiums and accretion discounts are computed using the effective interest rate method.

**Investment in limited liability company:** The Company entered into an agreement with other individuals to form Putnam County Title Insurance Agency, LLC. The Company has a controlling interest in the LLC, owning 51%. The equity method was used in accounting for the LLC. See Note 16 for additional information.

**Loans:** The Bank's primary market is Putnam County, West Virginia and surrounding areas. The Bank grants commercial, real estate and consumer loans to its customers, most of whom are located within the Bank's primary market. Although the Bank has a diversified loan portfolio, a substantial portion of its debtors' ability to honor their contracts is dependent upon the Bank's primary market economic conditions, particularly in the real estate sector. The concentration of credit in the regional economy is taken into consideration by management in determining the allowance for loan losses.

Loans are either secured or unsecured based on the type of loan and the financial condition of the borrower. The loans are generally expected to be repaid from cash flow or proceeds from the sale of selected assets of the borrower; however, the Bank is exposed to risk of loss on any or all loans due to the borrower's difficulties, which can arise from any number of factors including problems within the respective industry or economic conditions within the Bank's primary market.

Loans are stated at the amount of unpaid principal reduced by an allowance for loan losses. Interest is accrued daily on the unpaid principal balance.

Generally, loans are placed on nonaccrual status when principal or interest is greater than 90 days past due based upon the loan's contractual terms, unless such loans are well secured and in the process of collection. Loans that are on a current payment status or past due less than 90 days may also be classified as nonaccrual if repayment in full of principal and/or interest is in doubt. Interest on nonaccrual loans is recognized primarily using the cost-recovery method.



**PUTNAM BANCSHARES, INC. AND SUBSIDIARIES**  
**NOTES TO CONSOLIDATED FINANCIAL STATEMENTS**

**NOTE 1. NATURE OF OPERATIONS AND SIGNIFICANT ACCOUNTING POLICIES (continued)**

Loans may be returned to accrual status when all principal and interest amounts contractually due are reasonably assured of repayment within an acceptable period of time, and there is a sustained period of repayment performance by the borrower.

**Allowance for loan losses:** The allowance for loan losses is established as losses are estimated to have occurred through a provision for loan losses charged to earnings. Loan losses are charged against the allowance when management believes the uncollectibility of a loan balance is confirmed. Subsequent recoveries, if any, are credited to the allowance.

The allowance for loan losses is evaluated on a regular basis by management and is based upon management's periodic review of the collectibility of the loans in light of historical experience, the nature and volume of the loan portfolio, adverse situations that may affect the borrower's ability to repay, estimated value of any underlying collateral, and prevailing economic conditions. This evaluation is inherently subjective as it requires estimates that are susceptible to significant revision as more information becomes available.

The allowance consists of specific, general, and unallocated components. The specific component relates to loans that are classified as doubtful, substandard, or special mention. For such loans that are also classified as impaired, an allowance is established when the discounted cash flows or collateral value or observable market price of the impaired loan is lower than the carrying value of that loan. The general component covers nonclassified loans and is based on historical loss experience adjusted for qualitative factors. An unallocated component is maintained to cover uncertainties that could affect management's estimate of probable losses. The unallocated component of the allowance reflects the margin of imprecision inherent in the underlying assumptions used in the methodologies for estimating specific and general losses in the portfolio.

A loan is considered impaired when, based on current information and events, it is probable that the Bank will be unable to collect the scheduled payments of principal or interest when due according to the contractual terms of the loan agreement. Factors considered by management in determining impairment include payment status, collateral value, and the probability of collecting scheduled principal and interest payments when due. Loans that experience insignificant payment delays and payment shortfalls generally are not classified as impaired. Management determines the significance of payment delays and payment shortfalls on a case-by-case basis, taking into consideration all of the circumstances surrounding the loan and the borrower, including the length of the delay, the reasons for the delay, the borrower's prior payment record, and the amount of the shortfall in relation to the principal and interest owed. Impairment is measured on a loan-by-loan basis for commercial and construction loans by either the present value of expected future cash flows discounted at the loan's effective interest rate, the loan's obtainable market price, or the fair value of the collateral if the loan is collateral dependent.

**Off-balance sheet financial instruments:** In the ordinary course of business, the Bank enters into off-balance sheet financial instruments consisting of commitments to extend credit, commercial letters of credit, and standby letters of credit. Such financial instruments are recorded in the consolidated financial statements when they are funded or related fees are incurred or received.

**Bank premises and equipment:** Bank premises and equipment are stated at cost less accumulated depreciation. Depreciation is computed primarily on the straight-line method for Bank premises and equipment over the estimated useful lives of the respective assets as follows:

Buildings and improvements	10-40 years
Equipment, fixtures and vehicles	3-10 years



**PUTNAM BANCSHARES, INC. AND SUBSIDIARIES**  
**NOTES TO CONSOLIDATED FINANCIAL STATEMENTS**

**NOTE 1. NATURE OF OPERATIONS AND SIGNIFICANT ACCOUNTING POLICIES (continued)**

Repairs, maintenance and minor improvements are charged to occupancy and equipment expense as incurred. Major improvements and additions to premises and equipment are capitalized. Gains or losses on disposition, if any, are included in current operations.

**Other real estate owned:** Other real estate owned consists of real estate held for sale which was acquired through foreclosure on loans secured by such real estate. At the time of acquisition, these properties are recorded at the lower of cost or appraised market value with any write down being charged to the allowance for loan losses. Subsequent to foreclosure, valuations are periodically performed by management and the assets are carried at the lower of carrying amount or fair value less estimated selling costs. Revenues and expenses incurred in connection with operating these properties and any direct write downs are included in net cost of operations of other real estate in the Consolidated Statements of Income.

**Bank-owned life insurance:** The Bank purchased a life insurance policy on a key executive. Bank-owned life insurance is recorded at the amount that can be realized under the insurance contract at the balance sheet date, which is the cash surrender value adjusted for other charges or other amounts due that are probable at settlement.

**Advertising costs:** Advertising costs are expensed as incurred and included in other operating expenses. Advertising expense was \$124,635 and \$100,158 for the years ended December 31, 2021 and 2020, respectively.

**Compensated absences:** Compensated absences have not been accrued since they cannot be reasonably estimated due to restrictions on usage. The Bank recognizes the cost of compensated absences when actually paid.

**Employee benefit plans:** The Bank accounts for its defined benefit plan in accordance with Financial Accounting Standards Board ("FASB") Accounting Standards Codification ("ASC") Topic 715, *Employer's Accounting for Pensions*. See Note 9 for additional information.

The Bank adopted a 401(k) plan effective January 1, 2013, and its defined benefit pension plan was frozen as of October 31, 2012. The Bank will still be accountable for past pension obligations and will continue to fund the pension plan as needed.

**Income taxes:** Putnam Bancshares, Inc. and its subsidiary file a consolidated federal income tax return. Income taxes are provided for the tax effects of the transactions reported in the financial statements and consist of taxes currently due plus deferred taxes related primarily to differences between the bases of the allowances for loan losses, unfunded pension liability and unrealized gains/losses on available-for-sale securities. Deferred tax assets and liabilities are recognized for the future tax consequences attributable to differences between the financial statement carrying amounts of existing assets and liabilities and their respective tax basis. Deferred tax assets and liabilities are measured using enacted tax rates expected to apply to taxable income in the years in which the deferred tax assets or liabilities are expected to be settled or realized. Valuation allowances are established when deemed necessary to reduce deferred tax assets to the amount expected to be realized within a short term.

**Other comprehensive income:** Accounting principles generally require that recognized revenue, expenses, and gains and losses be included in net income. Although certain changes in assets and liabilities, such as unrealized gains and losses on available-for-sale securities and amortization of deferred gains and losses associated with the Company's pension plan, are reported as a separate component of the equity section of the balance sheet, such items, along with net income, are components of other comprehensive income. The components of other comprehensive income and related tax effects are presented within the Consolidated Statements of Comprehensive Income. It is the Company's policy to release stranded tax effects from accumulated other comprehensive income to tax expense (benefit) on an individual item basis.



**PUTNAM BANCSHARES, INC. AND SUBSIDIARIES**  
**NOTES TO CONSOLIDATED FINANCIAL STATEMENTS**

**NOTE 1. NATURE OF OPERATIONS AND SIGNIFICANT ACCOUNTING POLICIES (continued)**

**Earnings per share:** Earnings per share represent income available to common shareholders divided by the weighted average number of common shares outstanding during the period.

	2021	2020
Net income	\$ 2,664,461	\$ 3,336,621
Earnings per common share	\$ 4.44	\$ 5.56
Dividends paid per common share	\$ 3.30	\$ 3.20

**Reclassifications:** Certain reclassifications have been made to prior year's financial statements to place them on a basis comparable with the current year.

**Date of management's review of subsequent events:** Management has evaluated subsequent events through March 15, 2022, the date which the financial statements were available to be issued.

The COVID-19 pandemic continues to create disruptions in the local, national and global markets and communities. Vaccine programs are beginning to be implemented at this time. However, if effects continue for a prolonged period or result in sustained economic stress or recession, the effects could have a material adverse impact on the Company in a number of ways related to credit, collateral, customer demand, funding, operations, inherent rate risk, human capital and self-insurance, as well as related risk associated with critical accounting estimates such as the allowance for credit losses or valuation impairments.

**Recent accounting pronouncements:** The following is a summary of recent authoritative pronouncements that could impact the accounting, reporting and/or disclosure of financial information by the Company.

In January 2021, The FASB issued Accounting Standards Update 2021-01, *Reference Rate Reform (Topic 848)*. The amendments in this Update clarify that certain optional expedients and exceptions in Topic 848 for contract modifications and hedge accounting apply to derivatives that are affected by the discounting transition. Specifically, certain provisions in Topic 48, if elected by an entity, apply to derivative instruments that use an interest rate for margining, discounting, or contract price alignment that is modified as a result of reference rate reform. Amendments in this Update to the expedients and exceptions in Topic 848 capture the incremental consequences of the scope clarification and tailor the existing guidance to derivative instruments affected by the discounting transition.

In November 2021, The FASB issued Accounting Standards Update 2021-09, *Leases (Topic 842)*. As part of the Board's post-implementation review of Topic 842, the Board and staff continue to assist stakeholders by responding to inquiries received and proactively seeking feedback on potential implementation issues that have arisen as public business entities began implementing Topic 842. Since the issuance of Update 2016-02, the Board has issued six Updates to assist stakeholders with implementation issues and two Updates deferring the effective date for private companies and certain not-for-profit organizations. The Board also has created a dedicated section on its website for post-implementation review. The staff continues to perform outreach with stakeholders to determine whether the standard is accomplishing its stated objective and to evaluate the implementation and continuing compliance costs and benefits related to Topic 842.

**NOTE 2. RESTRICTIONS ON CASH AND DUE FROM BANKS**

Certain reserves are required to be maintained at the Federal Reserve Bank. The requirement as of December 31, 2021 and 2020 was \$0. At December 31, 2021 and 2020, the Bank had accounts at correspondent banks, excluding the Federal Reserve Bank, which exceeded the FDIC insurable limit of \$250,000 by \$12,795,951 and \$9,209,226, respectively.



**PUTNAM BANCSHARES, INC. AND SUBSIDIARIES  
NOTES TO CONSOLIDATED FINANCIAL STATEMENTS**

**NOTE 3. SECURITIES**

The amortized costs, unrealized gains and losses, and estimated fair values of securities at December 31, 2021 and 2020 are as follows:

	December 31, 2021			
	Amortized Cost	Gross Unrealized Gains	Gross Unrealized Losses	Fair Value
Available-for-sale:				
U.S. Government treasuries	\$ 82,002,754	\$ -	\$ (478,154)	\$ 81,524,600
U.S. Government agencies	25,186,643	46,667	(63,190)	25,170,120
Municipal bonds	5,963,298	29,946	(11,157)	5,982,087
Total available-for-sale	<u>\$ 113,152,695</u>	<u>\$ 76,613</u>	<u>\$ (552,501)</u>	<u>\$ 112,676,807</u>
Held-to-maturity:				
U.S. Government treasuries	<u>\$ 108,508,567</u>	<u>\$ 1,828</u>	<u>\$ (9,136)</u>	<u>\$ 108,501,259</u>
Equity:				
Mutual funds	<u>\$ 1,500,000</u>	<u>\$ -</u>	<u>\$ (43,976)</u>	<u>\$ 1,456,024</u>
	December 31, 2020			
	Amortized Cost	Gross Unrealized Gains	Gross Unrealized Losses	Fair Value
Available-for-sale:				
U.S. Government treasuries	\$ 5,002,061	\$ -	\$ (1,671)	\$ 5,000,390
U.S. Government agencies	45,282,431	624,394	(15)	45,906,810
Municipal bonds	2,815,795	39,221	(16,145)	2,838,871
Total available-for-sale	<u>\$ 53,100,287</u>	<u>\$ 663,615</u>	<u>\$ (17,831)</u>	<u>\$ 53,746,071</u>
Held-to-maturity:				
U.S. Government treasuries	<u>\$ 113,564,914</u>	<u>\$ 9,744</u>	<u>\$ (219)</u>	<u>\$ 113,574,439</u>
Equity:				
Mutual funds	<u>\$ 1,500,000</u>	<u>\$ 14,041</u>	<u>\$ (15,192)</u>	<u>\$ 1,498,849</u>

The following table shows the proceeds from sales of available-for-sale securities and the gross realized gains and losses on those sales. Gains and losses are computed using the specific-identification method.

	2021	2020
Proceeds from sales of available-for-sale securities	<u>\$ 61,530,703</u>	<u>\$ -</u>
Gross realized gains	<u>\$ 195,119</u>	<u>\$ -</u>
Gross realized losses	<u>\$ (470,245)</u>	<u>\$ -</u>

The scheduled maturities of securities at December 31, 2021, by contractual maturity, are shown below. Expected maturities may differ from contractual maturities because borrowers may have the right to call or prepay obligations with or without call or prepayment penalties.





**PUTNAM BANCSHARES, INC. AND SUBSIDIARIES**  
**NOTES TO CONSOLIDATED FINANCIAL STATEMENTS**

**NOTE 3. SECURITIES (continued)**

	Available-for-sale securities		Held-to-maturity securities
	Amortized Cost	Fair Value	Amortized Cost
Due within one year	\$ 20,045,734	\$ 20,079,502	\$ 108,508,567
Due after one year through five years	89,268,662	88,733,430	-
Due after five years through ten years	1,022,257	1,017,887	-
Due after ten years	<u>2,816,042</u>	<u>2,845,988</u>	-
Totals	<u>\$ 113,152,695</u>	<u>\$ 112,676,807</u>	<u>\$ 108,508,567</u>

At December 31, 2021 and 2020, the carrying value of securities pledged to secure public funds totaled \$106,875,000 and \$80,775,000, respectively. At December 31, 2021 and 2020, the estimated fair values totaled \$108,178,960 and \$81,671,179, respectively, and were pledged to secure public deposits and for other purposes as required or permitted by law.

Impairment is evaluated considering numerous factors, and their relative significance varies from case to case. Factors considered include the length of time and extent to which the market value has been less than cost; the financial condition and near-term prospects of the issuer; and the intent and ability to retain the security in order to allow for an anticipated recovery in market value. If, based on the analysis, it is determined that the impairment is other-than-temporary, the security is written down to fair value, and a loss is recognized through earnings. There were no other-than-temporary impairment losses for the years ended December 31, 2021 and 2020.

The Bank had 28 available-for-sale securities, 28 held-to-maturity securities, and 3 equity securities with an unrealized loss position at December 31, 2021. These securities are predominately rated investment grade securities and the unrealized losses are due to overall market interest rate fluctuations and not due to any underlying credit concerns of the issuers. The Bank has the intent and ability to hold such investments until maturity or market price recovery. Accordingly, the Bank has concluded that none of the securities in its investment portfolio are other-than-temporarily impaired at December 31, 2021.

The following table summarizes the fair value and gross unrealized losses of securities, aggregated by major investment category and length of time that individual securities have been in a continuous unrealized loss position:

	Less than 12 Months		12 Months or More		Total	
	Estimated Fair Value	Gross Unrealized Losses	Estimated Fair Value	Gross Unrealized Losses	Estimated Fair Value	Gross Unrealized Losses
<b>December 31, 2021</b>						
Available-for-sale:						
U.S. Government treasuries	\$ 76,528,895	\$ (473,055)	\$ 4,995,705	\$ (5,099)	\$ 81,524,600	\$ (478,154)
U.S. Government agencies	15,127,636	(56,589)	4,993,399	(6,601)	20,121,035	(63,190)
Municipal bonds	<u>3,136,099</u>	<u>(11,157)</u>	<u>-</u>	<u>-</u>	<u>3,136,099</u>	<u>(11,157)</u>
Total available-for-sale	<u>\$ 94,792,630</u>	<u>\$ (540,801)</u>	<u>\$ 9,989,104</u>	<u>\$ (11,700)</u>	<u>\$ 104,781,734</u>	<u>\$ (552,501)</u>
Held-to-maturity:						
U.S. Government treasuries	<u>\$ 47,964,108</u>	<u>\$ (9,136)</u>	<u>\$ -</u>	<u>\$ -</u>	<u>\$ 47,964,108</u>	<u>\$ (9,136)</u>
Equity:						
Mutual funds	<u>\$ 985,068</u>	<u>\$ (14,932)</u>	<u>\$ 470,956</u>	<u>\$ (29,044)</u>	<u>\$ 1,456,024</u>	<u>\$ (43,976)</u>



**PUTNAM BANCSHARES, INC. AND SUBSIDIARIES**  
**NOTES TO CONSOLIDATED FINANCIAL STATEMENTS**

**NOTE 3. SECURITIES (continued)**

	Less than 12 Months		12 Months or More		Total	
	Estimated Fair Value	Gross Unrealized Losses	Estimated Fair Value	Gross Unrealized Losses	Estimated Fair Value	Gross Unrealized Losses
<u>December 31, 2020</u>						
Available-for-sale:						
U.S. Government treasuries	\$ 5,000,390	\$ (1,671)	\$ -	\$ -	\$ 5,000,390	\$ (1,671)
U.S. Government agencies	4,999,985	(15)	-	-	4,999,985	(15)
Municipal bonds	979,650	(16,145)	-	-	979,650	(16,145)
Total available-for-sale	<u>\$ 10,980,025</u>	<u>\$ (17,831)</u>	<u>\$ -</u>	<u>\$ -</u>	<u>\$ 10,980,025</u>	<u>\$ (17,831)</u>
Held-to-maturity:						
U.S. Government treasuries	<u>\$ 4,997,765</u>	<u>\$ (219)</u>	<u>\$ -</u>	<u>\$ -</u>	<u>\$ 4,997,765</u>	<u>\$ (219)</u>
Equity:						
Mutual funds	<u>\$ -</u>	<u>\$ -</u>	<u>\$ 484,808</u>	<u>\$ (15,192)</u>	<u>\$ 484,808</u>	<u>\$ (15,192)</u>

**Restricted investments, at cost**

Federal Reserve Bank stock, which represents a required investment in the common stock of the Federal Reserve Bank (FRB), is carried at cost as a restricted long-term investment at December 31, 2021 and 2020. The balance for FRB stock at December 31, 2021 and 2020 totaled \$39,000.

**NOTE 4. LOANS**

The following table summarizes the components of the Bank's loan portfolio as of December 31, 2021 and 2020:

	2021	2020
Loans		
Commercial	\$ 106,189,725	\$ 111,847,076
Real estate	189,544,132	190,100,911
Construction	16,283,007	15,029,112
Other	<u>5,574,440</u>	<u>7,641,058</u>
Total loans	317,591,304	324,618,157
Less allowance for loan losses	<u>(5,351,968)</u>	<u>(7,260,701)</u>
Loans, net	<u>\$ 312,239,336</u>	<u>\$ 317,357,456</u>

A summary of risk characteristics by loan portfolio classification follows:

**Commercial:** This portfolio consists of nonresidential improved real estate, which includes shopping centers, office buildings, etc. New loans in this portfolio are typically balloon loans with initial fixed rate terms of five years and generally have an original loan-to-value ("LTV") of 85% or less. These properties are generally located in the Bank's normal lending area.

**Real Estate:** This portfolio primarily consists of owner-occupied, full documentation loans secured by properties in the Bank's normal lending area. New loans in this portfolio are typically balloon mortgages with an initial fixed rate term of 10 years and generally have an original LTV of 90% or less.



**PUTNAM BANCSHARES, INC. AND SUBSIDIARIES**  
**NOTES TO CONSOLIDATED FINANCIAL STATEMENTS**

**NOTE 4. LOANS (continued)**

Construction: This portfolio consists of residential and commercial construction loans. Loans in this portfolio are typically set for an interest only period of 12 months, during construction phase. Rates are typically prime plus 2% and usually have a set floor of 5%.

Other: This portfolio consists of loans that are unsecured, secured by automobiles, or secured by deposit accounts. This portfolio is generally granted to local customers only.

Management monitors the credit quality of its loans on an ongoing basis. Any loan that is 30 days past payment is considered past due and is included in the past due table below. Past due loans are examined to identify loans for non-accrual status, which are normally loans that are 90 days past due, unless special circumstances exist. Loans may be returned to accrual status when repayment is reasonably assured and there has been demonstrated performance under the terms of the loan.

The following tables present the contractual aging of the recorded investment in past due loans as of December 31, 2021 and 2020:

<i>Dollars in thousands</i>	December 31, 2021						
	Past due				Current	Total loans	Recorded investment >90 days and accruing
	30-59 Days	60-89 Days	> 90 Days	Total			
Commercial	\$ -	\$ -	\$ 1,482	\$ 1,482	\$ 104,708	\$ 106,190	\$ -
Real estate	370	207	-	577	188,967	189,544	-
Construction	-	-	-	-	16,283	16,283	-
Other	-	-	-	-	5,574	5,574	-
Totals	<u>\$ 370</u>	<u>\$ 207</u>	<u>\$ 1,482</u>	<u>\$ 2,059</u>	<u>\$ 315,532</u>	<u>\$ 317,591</u>	<u>\$ -</u>

<i>Dollars in thousands</i>	December 31, 2020						
	Past due				Current	Total loans	Recorded investment >90 days and accruing
	30-59 Days	60-89 Days	> 90 Days	Total			
Commercial	\$ -	\$ -	\$ 520	\$ 520	\$ 111,327	\$ 111,847	\$ -
Real estate	2,173	478	277	2,928	187,173	190,101	-
Construction	111	-	-	111	14,918	15,029	-
Other	5	-	73	78	7,563	7,641	-
Totals	<u>\$ 2,289</u>	<u>\$ 478</u>	<u>\$ 870</u>	<u>\$ 3,637</u>	<u>\$ 320,981</u>	<u>\$ 324,618</u>	<u>\$ -</u>



**PUTNAM BANCSHARES, INC. AND SUBSIDIARIES**  
**NOTES TO CONSOLIDATED FINANCIAL STATEMENTS**

**NOTE 4. LOANS (continued)**

The following table presents the non-accrual loans included in the net balance of loans at December 31, 2021 and 2020, respectively.

	<u>2021</u>	<u>2020</u>
Commercial	\$ 1,631,458	\$ 2,484,152
Real estate	549,241	1,410,131
Construction	111,733	141,229
Other	<u>16,290</u>	<u>125,950</u>
Totals	<u>\$ 2,308,722</u>	<u>\$ 4,161,462</u>

If interest on non-accrual loans had been accrued, such income would have approximated \$405,291 and \$520,672 for the years December 31, 2021 and 2020, respectively.

Loans are categorized into risk categories based on relevant information about the ability of borrowers to service their debt such as current financial information, historical payment experience, credit documentation, public information, and current economic trends, among other factors. The Bank assigns credit quality indicators of pass, special mention, substandard, and doubtful to its loans. The following definitions are used for risk grades:

**Pass:** Loans in this category are characterized by borrowers with an average to strong financial condition, sufficient cash flows to service the debt, and repayment history is satisfactory.

**Special Mention:** Special mention loans have potential weaknesses that deserve management's attention. If left uncorrected, these potential weaknesses may result in deterioration of the repayment prospects.

**Substandard:** A substandard loan is inadequately protected by the sound worth and paying capacity of the borrower or the collateral pledged. Loss potential, while existing in the aggregate amount of substandard loans, does not have to exist in individual assets. They require more intensive supervision by management.

**Doubtful:** Doubtful loans have all the weaknesses inherent in substandard loans, with the added characteristic that the weaknesses make collection or liquidation in full, on the basis of currently existing facts, conditions, and values, highly questionable and improbable. These are poor quality loans in which neither the collateral, if any, nor the financial condition of the borrower ensure collectability in full. Loans classified as doubtful are considered impaired.

**PUTNAM BANCSHARES, INC. AND SUBSIDIARIES**  
**NOTES TO CONSOLIDATED FINANCIAL STATEMENTS**

**NOTE 4. LOANS (continued)**

The following tables present loans based upon the internal risk ratings by class:

	December 31, 2021				
	Commercial	Real estate	Construction	Other	Total
Pass	\$ 82,475,477	\$ 177,598,636	\$ 15,916,042	\$ 5,309,841	\$ 281,299,996
Special mention	13,111,491	5,604,104	-	247,008	18,962,603
Substandard	10,602,757	6,341,392	366,965	17,591	17,328,705
Doubtful	-	-	-	-	-
Totals	<u>\$ 106,189,725</u>	<u>\$ 189,544,132</u>	<u>\$ 16,283,007</u>	<u>\$ 5,574,440</u>	<u>\$ 317,591,304</u>

	December 31, 2020				
	Commercial	Real estate	Construction	Other	Total
Pass	\$ 79,981,761	\$ 174,122,450	\$ 13,560,909	\$ 7,327,307	\$ 274,992,427
Special mention	9,221,088	2,508,921	610,783	139,579	12,480,371
Substandard	22,644,227	13,469,540	857,420	174,172	37,145,359
Doubtful	-	-	-	-	-
Totals	<u>\$ 111,847,076</u>	<u>\$ 190,100,911</u>	<u>\$ 15,029,112</u>	<u>\$ 7,641,058</u>	<u>\$ 324,618,157</u>

In the normal course of business, the Bank makes loans to directors, executive officers, stockholders and their affiliates on substantially the same terms, including interest rates and collateral, as those prevailing at the time for comparable transactions with other customers and did not, in the opinion of management, involve more than the normal credit risk.

The following presents the activity with respect to loans to related parties for 2021 and 2020:

	2021	2020
Balances - January 1,	\$ 7,127,661	\$ 9,798,747
New loans	54,160	571,330
Repayments	(1,889,174)	(3,242,416)
Balances - December 31,	<u>\$ 5,292,647</u>	<u>\$ 7,127,661</u>

Beginning in the first quarter of 2020, the Bank obtained approval to become a Small Business Administration (“SBA”) lender. This allowed the Bank to originate loans to its customers under the Paycheck Protection Program (“PPP”) administered by the SBA under the provision of the CARES Act. Loans covered by the PPP may be eligible for loan forgiveness. The remaining loan balances, if any, after this forgiveness, are fully guaranteed by the SBA. As of December 31, 2021, the Bank has funded approximately \$12,475,000 of SBA-approved PPP loans to 192 customers. Under the terms of the program, the SBA will pay the lender a processing fee tiered by the size of the loan (5% for loans less than \$350,000, 3% for loans greater than \$350,000 but less than \$2.0 million, and 1% for loans greater than \$2.0 million). During the years ended December 31, 2021 and 2020, the Bank earned \$330,875 and \$268,205 in PPP loan related processing fees and incurred expenses of \$27,400 and \$53,925, respectively.



**PUTNAM BANCSHARES, INC. AND SUBSIDIARIES**  
**NOTES TO CONSOLIDATED FINANCIAL STATEMENTS**

**NOTE 4. LOANS (continued)**

The following is a summary of impaired loans by class at December 31, 2021 and 2020:

	December 31, 2021		
	Unpaid principal balance	Related allowance	Interest income recognized
<b>With a related allowance</b>			
Commercial	\$ 9,427,333	\$ 2,432,192	\$ 428,875
Real estate	1,880,074	250,771	82,671
Construction	17,073	17,073	-
Other	16,290	16,290	-
Totals	<u>\$ 11,340,770</u>	<u>\$ 2,716,326</u>	<u>\$ 511,546</u>
<b>With no related allowance</b>			
Commercial	\$ 758,788	\$ -	\$ 46,844
Real estate	828,320	-	40,451
Construction	-	-	-
Other	-	-	-
Totals	<u>\$ 1,587,108</u>	<u>\$ -</u>	<u>\$ 87,295</u>
<b>Total</b>			
Commercial	\$ 10,186,121	\$ 2,432,192	\$ 475,719
Real estate	2,708,394	250,771	123,122
Construction	17,073	17,073	-
Other	16,290	16,290	-
Totals	<u>\$ 12,927,878</u>	<u>\$ 2,716,326</u>	<u>\$ 598,841</u>

**PUTNAM BANCSHARES, INC. AND SUBSIDIARIES**  
**NOTES TO CONSOLIDATED FINANCIAL STATEMENTS**

**NOTE 4. LOANS (continued)**

	December 31, 2020		
	Unpaid principal balance	Related allowance	Interest income recognized
<b>With a related allowance</b>			
Commercial	\$ 18,247,755	\$ 2,734,322	\$ 680,908
Real estate	4,571,701	1,091,520	142,022
Construction	107,101	12,478	-
Other	166,503	58,675	2,561
Totals	<u>\$ 23,093,060</u>	<u>\$ 3,896,995</u>	<u>\$ 825,491</u>
<b>With no related allowance</b>			
Commercial	\$ 805,695	\$ -	\$ 41,942
Real estate	602,742	-	28,870
Construction	-	-	-
Other	-	-	-
Totals	<u>\$ 1,408,437</u>	<u>\$ -</u>	<u>\$ 70,812</u>
<b>Total</b>			
Commercial	\$ 19,053,450	\$ 2,734,322	\$ 722,850
Real estate	5,174,443	1,091,520	170,892
Construction	107,101	12,478	-
Other	166,503	58,675	2,561
Totals	<u>\$ 24,501,497</u>	<u>\$ 3,896,995</u>	<u>\$ 896,303</u>

**NOTE 5. ALLOWANCE FOR LOAN LOSSES**

The allowance is comprised of three distinct reserve components: (1) specific reserves related to loans individually evaluated, (2) quantitative reserves related to loans collectively evaluated, and (3) qualitative reserves related to loans collectively evaluated. A summary of the methodology the Bank employs on a quarterly basis with respect to each of these components in order to evaluate the overall adequacy of the allowance for loan losses is as follows:

**Specific Reserve for Loans Individually Evaluated**

To identify loans considered for impairment evaluation, management will begin with a review of the Loan Portfolio Watch List. A loan is impaired when, based on current information and events, it is probable that the Bank will be unable to collect all amounts due according to the contractual terms of the loan agreement. "All amounts due, according to the contractual terms", means that both the contractual interest payments and the contractual principal payments of a loan will be collected as scheduled in the loan agreement. However, an insignificant delay or insignificant shortfall in amount of payments on the loan does not mean the loan is impaired.

Once determined to be impaired, impairment will be measured by the present value of expected cash flow at the loan's effective interest rate, less the fair value of the loans' collateral and costs to sell. Loans determined to be impaired will be identified and listed individually with the impairment measurement amount (even if the amount is zero). These loans will be deducted from the appropriate loan pool when calculating the estimated loss under ASC 450-10.





**PUTNAM BANCSHARES, INC. AND SUBSIDIARIES**  
**NOTES TO CONSOLIDATED FINANCIAL STATEMENTS**

**NOTE 5. ALLOWANCE FOR LOAN LOSSES (continued)**

**Quantitative Reserve for Loans Collectively Evaluated**

Under ASC 450-10, loss estimates are calculated for groups of loans with similar risk characteristics. The Bank identifies the similar loan groups as Commercial, Real Estate, Construction, and Other. Charge-off amounts are compared to average loans outstanding to calculate a 2-Year Historic Average Loan Loss Percentage. This percentage is applied to the current loans outstanding for each loan pool, less the impaired loans for each loan pool. The result is the required general reserves amount.

**Qualitative Reserve for Loans Collectively Evaluated**

The Bank also considers the necessity to adjust the average historical net loan charge-off rates relative to each of the above loan pools for potential risk factors that could result in actual losses deviating from prior loss experience. Such qualitative risk factors considered are: (1) levels of and trends in delinquencies and impaired loans, (2) effects of any changes in the quality of the loan review system and findings, (3) trends in volume and term of loans, (4) effects of any changes in risk selection and underwriting standards, and other changes in lending policies, procedures, and practice, (5) experience, ability, and depth of lending management and other relevant staff, (6) national and local economic trends and conditions, (7) industry conditions such as competition and legal and regulatory requirements, (8) effects of changes in credit concentrations, and (9) effects of changes in the value of underlying collateral.

Activity in the allowance for loan losses by loan class for the years ended December 31, 2021 and 2020 is as follows:

2021	Commercial	Real estate	Construction	Other	Total
<b>Allowance for loan loss</b>					
Beginning balance	\$ 4,403,992	\$ 565,163	\$ 2,197,612	\$ 93,934	\$ 7,260,701
Charge-offs	(553,011)	(754,125)	-	(65,041)	(1,372,177)
Recoveries	359,718	94,671	7,481	89,516	551,386
Provision	(456,070)	1,232,079	(1,786,098)	(77,853)	(1,087,942)
Ending balance	<u>\$ 3,754,629</u>	<u>\$ 1,137,788</u>	<u>\$ 418,995</u>	<u>\$ 40,556</u>	<u>\$ 5,351,968</u>
<b>Allowance related to:</b>					
Loans individually evaluated for impairment	\$ 2,432,192	\$ 250,771	\$ 17,073	\$ 16,290	\$ 2,716,326
Loans collectively evaluated for impairment	<u>1,322,437</u>	<u>887,017</u>	<u>401,922</u>	<u>24,266</u>	<u>2,635,642</u>
Totals	<u>\$ 3,754,629</u>	<u>\$ 1,137,788</u>	<u>\$ 418,995</u>	<u>\$ 40,556</u>	<u>\$ 5,351,968</u>
<b>Loans</b>					
Loans individually evaluated for impairment	\$ 10,186,121	\$ 2,708,394	\$ 17,073	\$ 16,290	\$ 12,927,878
Loans collectively evaluated for impairment	<u>96,003,604</u>	<u>186,835,738</u>	<u>16,265,934</u>	<u>5,558,150</u>	<u>304,663,426</u>
Totals	<u>\$ 106,189,725</u>	<u>\$ 189,544,132</u>	<u>\$ 16,283,007</u>	<u>\$ 5,574,440</u>	<u>\$ 317,591,304</u>



**PUTNAM BANCSHARES, INC. AND SUBSIDIARIES**  
**NOTES TO CONSOLIDATED FINANCIAL STATEMENTS**

**NOTE 5. ALLOWANCE FOR LOAN LOSSES (continued)**

2020	Commercial	Real estate	Construction	Other	Total
<b>Allowance for loan loss</b>					
Beginning balance	\$ 2,821,021	\$ 700,930	\$ 1,353,501	\$ 73,145	\$ 4,948,597
Charge-offs	(61,390)	(220,026)	(64,672)	(22,217)	(368,305)
Recoveries	2,360,983	46,021	17,887	1,492	2,426,383
Provision	(716,622)	38,238	890,896	41,514	254,026
Ending balance	<u>\$ 4,403,992</u>	<u>\$ 565,163</u>	<u>\$ 2,197,612</u>	<u>\$ 93,934</u>	<u>\$ 7,260,701</u>
<b>Allowance related to:</b>					
Loans individually evaluated for impairment	\$ 2,734,322	\$ 1,091,520	\$ 12,478	\$ 58,675	\$ 3,896,995
Loans collectively evaluated for impairment	<u>1,669,670</u>	<u>(526,357)</u>	<u>2,185,134</u>	<u>35,259</u>	<u>3,363,706</u>
Totals	<u>\$ 4,403,992</u>	<u>\$ 565,163</u>	<u>\$ 2,197,612</u>	<u>\$ 93,934</u>	<u>\$ 7,260,701</u>
<b>Loans</b>					
Loans individually evaluated for impairment	\$ 19,053,450	\$ 5,174,443	\$ 107,101	\$ 166,503	\$ 24,501,497
Loans collectively evaluated for impairment	<u>92,793,626</u>	<u>184,926,468</u>	<u>14,922,011</u>	<u>7,474,555</u>	<u>300,116,660</u>
Totals	<u>\$ 111,847,076</u>	<u>\$ 190,100,911</u>	<u>\$ 15,029,112</u>	<u>\$ 7,641,058</u>	<u>\$ 324,618,157</u>

Both commercial and consumer loans are deemed impaired upon being contractually modified in a troubled debt restructuring ("TDR"). TDRs typically result from loss mitigation activities and occur when the Bank grants a concession to a borrower who is experiencing financial difficulty in order to minimize the loss. The modifications to the Company's TDRs for the years ended December 31, 2021 and 2020, were concessions on the interest rate charged and paying real estate taxes. The effect of the modifications to the Company was a reduction in interest income. Once restructured in a TDR, a loan is generally considered impaired until its maturity, regardless of whether the borrower performs under the modified terms. Although such a loan may be returned to accrual status if all principal and interest is paid to date, the loan would continue to be evaluated for an asset-specific allowance for loan losses.

The following tables present TDRs, modified by class at December 31, 2021 and 2020:

2021	Number of contracts	Unpaid principal balance
Commercial	9	\$ 6,603,095
Real estate	12	1,592,281
Construction	1	41,900
Other	1	36,056
Totals	<u>23</u>	<u>\$ 8,273,332</u>



**PUTNAM BANCSHARES, INC. AND SUBSIDIARIES**  
**NOTES TO CONSOLIDATED FINANCIAL STATEMENTS**

**NOTE 5. ALLOWANCE FOR LOAN LOSSES (continued)**

<b>2020</b>	Number of contracts	Unpaid principal balance
Commercial	8	\$ 6,270,414
Real estate	13	1,610,779
Construction	1	51,023
Other	1	40,553
Totals	<u>23</u>	<u>\$ 7,972,769</u>

Default occurs when payments are not received in accordance with terms specified in the loan document, which may result in the loan being fully or partially charged-off. For the year ended December 31, 2021, there were no restructured loans that subsequently defaulted resulting in a principal charge-off. For the year ended December 31, 2020, there was one restructured commercial loan that subsequently was deemed to the Bank in lieu of foreclosure with a principal balance of \$439,172.

**NOTE 6. BANK PREMISES AND EQUIPMENT**

Major classifications of bank premises and equipment and the total accumulated depreciation are as follows:

	2021	2020
Buildings and improvements	\$ 5,938,229	\$ 3,801,451
Furniture and fixtures	2,411,200	1,975,848
Vehicles	<u>239,909</u>	<u>239,909</u>
	8,589,338	6,017,208
Less: accumulated depreciation	<u>(4,005,261)</u>	<u>(3,727,579)</u>
	4,584,077	2,289,629
Land	250,460	200,460
Construction in progress	-	1,232,568
Bank premises and equipment, net	<u>\$ 4,834,537</u>	<u>\$ 3,722,657</u>

Depreciation expense for the years ended December 31, 2021 and 2020, totaled \$277,682 and \$189,557, respectively, and is included in equipment and occupancy expense in the Consolidated Statements of Income.

The Bank has entered into a noncancelable lease agreement with a related party, consummated at arm's length, for its Teays Valley branch. Rent expense for the operating lease approximated \$73,897 and \$73,437 for the years ended December 31, 2021 and 2020, respectively. The minimum annual rental commitment under this lease, exclusive of taxes and other charges, payable by the lessee at December 31, 2021, is as follows:

<u>Year</u>	<u>Amount</u>
2022	\$ 67,317
2023	-
2024	-
2025	-
2026 and thereafter	-
Total	<u>\$ 67,317</u>



**PUTNAM BANCSHARES, INC. AND SUBSIDIARIES**  
**NOTES TO CONSOLIDATED FINANCIAL STATEMENTS**

**NOTE 7. DEPOSITS**

The following is a summary of major categories of deposits at December 31, 2021 and 2020:

	<u>2021</u>	<u>2020</u>
Non-interest bearing	\$ 119,957,352	\$ 89,678,893
Interest bearing:		
Time deposits under \$250,000	168,186,082	178,675,135
Time deposits greater than or equal to \$250,000	<u>89,018,462</u>	<u>89,059,252</u>
Total time deposits	257,204,544	267,734,387
Money market	157,373,500	139,739,813
Savings	<u>46,163,340</u>	<u>41,716,411</u>
Total interest bearing deposits	460,741,384	449,190,611
Total deposits	<u>\$ 580,698,736</u>	<u>\$ 538,869,504</u>

Scheduled maturities of time and certificates of deposit at December 31, 2021, are as follows:

<u>Year</u>	<u>Amount</u>
2022	\$ 125,334,615
2023	41,522,852
2024	39,483,271
2025	<u>50,863,806</u>
Total	<u>\$ 257,204,544</u>

The Bank has, and expects to have in the future, banking transactions in the ordinary course of business with directors and officers of the Bank and their associates. Such related party deposits were accepted on substantially the same terms including interest rates and maturities as those prevailing at the time for comparable transactions with unrelated parties. Aggregate deposit transactions with related parties approximated \$69,566,192 and \$61,549,841 at December 31, 2021 and 2020, respectively.

**NOTE 8. INCOME TAXES**

The components of applicable income tax expense (benefit) for the years ended December 31, 2021 and 2020, are summarized as follows:

	<u>2021</u>	<u>2020</u>
Current expense:		
Federal	\$ 307,925	\$ 1,328,691
State	<u>37,208</u>	<u>165,886</u>
Total current	345,133	1,494,577
Deferred expense (benefit):		
Federal	424,984	(374,473)
State	<u>91,760</u>	<u>(70,692)</u>
Total deferred	516,744	(445,165)
Income tax expense	<u>\$ 861,877</u>	<u>\$ 1,049,412</u>



**PUTNAM BANCSHARES, INC. AND SUBSIDIARIES**  
**NOTES TO CONSOLIDATED FINANCIAL STATEMENTS**

**NOTE 8. INCOME TAXES (continued)**

Deferred income taxes reflect the net effects of temporary differences between the carrying amounts of assets and liabilities for financial reporting purposes and the amounts used for income tax purposes. Significant components of the Company's deferred tax assets and liabilities at December 31, 2021 and 2020, are as follows:

	<u>2021</u>	<u>2020</u>
<b>Deferred tax assets:</b>		
Allowance for loan losses	\$ 1,293,037	\$ 1,754,185
Defined benefit plan	645,531	892,684
Nonaccrual interest	97,918	125,794
Unrealized loss on available-for-sale securities	114,975	-
OREO write-downs	<u>-</u>	<u>15,625</u>
Total deferred tax assets	2,151,461	2,788,288
<b>Deferred tax liabilities:</b>		
Unrealized gain on available-for-sale securities	-	(156,021)
Depreciation and amortization	<u>(145,600)</u>	<u>(114,283)</u>
Total deferred tax liabilities	<u>(145,600)</u>	<u>(270,304)</u>
Net deferred tax assets	<u>\$ 2,005,861</u>	<u>\$ 2,517,984</u>

No valuation allowance for deferred tax assets was recorded at December 31, 2021 and 2020, as the Company believes it is more likely than not that all of the deferred tax assets will be realized because they were supported by recoverable taxes paid in prior years.

A reconciliation of the significant differences between the federal statutory income tax rate and the Company's effective income tax rate is as follows:

	<u>2021</u>	<u>2020</u>
Federal statutory rate	\$ 740,531	\$ 921,067
Increase (decrease) resulting from:		
State income tax, net of federal tax benefit	29,394	131,050
Tax exempt interest income	(20,919)	(18,493)
Nondeductible expense	4,519	9,035
Other items, net	<u>108,352</u>	<u>6,753</u>
Income tax expense	<u>\$ 861,877</u>	<u>\$ 1,049,412</u>

**NOTE 9. EMPLOYEE BENEFIT PLANS**

The Company provides retirement benefits to its employees through the Putnam County Bank 401(k) Plan, which is intended to be compliant with Employee Retirement Income Security Act (ERISA) Section 404(c). The Company's total expense associated with the retirement benefit plan approximated \$93,580 and \$89,276 for the years ended December 31, 2021 and 2020, respectively.



**PUTNAM BANCSHARES, INC. AND SUBSIDIARIES**  
**NOTES TO CONSOLIDATED FINANCIAL STATEMENTS**

**NOTE 9. EMPLOYEE BENEFIT PLANS (continued)**

The Company also maintains a defined benefit pension plan (“the Defined Benefit Plan”). The Defined Benefit Plan was frozen as of October 31, 2012. The Defined Benefit Plan maintains a December 31 year-end for purposes of computing its benefit obligations.

The following table sets summarizes activity with the frozen Defined Benefit Plan in 2021 and 2020:

	2021	2020
Change in fair value of plan assets:		
Fair value at beginning of measurement period	\$ 6,681,475	\$ 5,880,507
Actual gain/(loss) on plan assets	541,273	864,739
Contributions	336,000	387,300
Benefits paid	(444,346)	(451,071)
Settlements	-	-
Fair value at end of measurement period	7,114,402	6,681,475
Change in benefit obligation:		
Benefit obligation at beginning of measurement period	(10,376,359)	(9,526,985)
Interest cost	(253,580)	(297,512)
Actuarial gain/(loss)	399,292	(1,002,933)
Benefits paid	444,346	451,071
Settlements	-	-
Benefit obligation at end of measurement period	(9,786,301)	(10,376,359)
Funded status	\$ (2,671,899)	\$ (3,694,884)
Weighted-average assumptions for balance sheet liability at end of year:		
Discount rate	2.80%	2.50%
Expected long-term rate of return	6.75%	7.00%
Weighted-average assumptions for benefit cost at beginning of year:		
Discount rate	2.50%	3.20%
Expected long-term rate of return	7.00%	7.00%

The unfunded status of the plan as of December 31, 2021 is included within Other Liabilities on the Consolidated Balance Sheets. At December 31, 2021, Accumulated Other Comprehensive Income includes a balance of \$2,260,344, net of tax, related to the underfunded pension liability.

The following table presents the components of the net periodic pension cost of the Defined Benefit Plan:

	2021	2020
Components of net periodic benefit:		
Interest cost	\$ 253,580	\$ 297,512
Expected return on plan assets	(435,400)	(403,316)
Amortization of unrecognized (gain)/loss	511,928	461,780
Net periodic pension cost	\$ 330,108	\$ 355,976



**PUTNAM BANCSHARES, INC. AND SUBSIDIARIES**  
**NOTES TO CONSOLIDATED FINANCIAL STATEMENTS**

**NOTE 9. EMPLOYEE BENEFIT PLANS (continued)**

The Bank anticipates making contributions of \$330,238 to the plan for the year ending December 31, 2022. The following table summarizes the expected benefits to be paid in each of the next five years and in the aggregate for the five years thereafter:

Plan year ending December 31,	Expected benefits to be paid
2022	\$ 460,789
2023	507,074
2024	507,776
2025	492,307
2026	489,574
2027 through 2031	<u>2,507,442</u>
Total	<u>\$ 4,964,962</u>

Asset allocation for the Defined Benefit Pension Plan as of the measurement date, by asset category, is as follows:

Plan Assets	Target Allocation	Allowable allocation	Percentage of plan assets at	
	2021	range	December 31, 2021	December 31, 2020
Equities	50%	40-60%	51%	55%
Fixed income	50%	40-60%	47%	44%
Other		0-3%	1%	1%
Totals			<u>100%</u>	<u>100%</u>

The primary long-term objective for the plan is to maintain assets at a level that will sufficiently cover future beneficiary obligations. The plan is overseen by Pentegra Retirement Services, who will invest the assets of the plan in a diversified combination of asset classes, investment strategies, and pooled vehicles. The asset allocation guidelines displayed in the table above reflect the Bank's risk tolerance and long-term objectives and is reviewed periodically to meet the above target allocations. The expected long-term rate of return for the plan's assets is based on the expected return of each of the above categories, weighted based on the median of the target allocation for each class. The major categories of assets in the Company's Defined Benefit Plan as of year-end are presented in the following table. Assets are segregated by the level of the valuation inputs within the fair value hierarchy established by ASC Topic 820 utilized to measure fair value (see Note 14 for fair value hierarchy).

The following tables present the balances of the plan assets, by fair value, as of December 31, 2021 and 2020:

December 31, 2021	Fair Value Measurement Using			Total
	Level 1	Level 2	Level 3	
Cash and cash equivalents	\$ 102,495	\$ -	\$ -	\$ 102,495
Fixed income mutual funds	3,361,775	-	-	3,361,775
Common/collective trusts	-	421,744	-	421,744
Equity mutual funds	<u>3,228,388</u>	-	-	<u>3,228,388</u>
Totals	<u>\$ 6,692,658</u>	<u>\$ 421,744</u>	<u>\$ -</u>	<u>\$ 7,114,402</u>





**PUTNAM BANCSHARES, INC. AND SUBSIDIARIES**  
**NOTES TO CONSOLIDATED FINANCIAL STATEMENTS**

**NOTE 9. EMPLOYEE BENEFIT PLANS (continued)**

December 31, 2020	Fair Value Measurement Using			Total
	Level 1	Level 2	Level 3	
Cash and cash equivalents	\$ 54,699	\$ -	\$ -	\$ 54,699
Fixed income mutual funds	2,950,435	-	-	2,950,435
Common/collective trusts	-	402,052	-	402,052
Equity mutual funds	3,274,289	-	-	3,274,289
Totals	<u>\$ 6,279,423</u>	<u>\$ 402,052</u>	<u>\$ -</u>	<u>\$ 6,681,475</u>

**NOTE 10. RELATED PARTY TRANSACTIONS**

In the normal course of business, the Company and its subsidiary, Putnam County Bank, have loans, deposits and other transactions with its executive officers, directors and certain business organizations and individuals with which such persons are associated as discussed in Notes 4, 6 and 7. In the opinion of management, such transactions are consistent with prudent banking practices and are within applicable banking regulations.

**NOTE 11. COMMITMENTS AND CONTINGENCIES**

The Bank is a party to certain financial instruments with off-balance sheet risk in the normal course of business to meet the financing needs of its customers. These financial instruments include commitments to extend credit, commercial letters of credit, and standby letters of credit. Those instruments involve, to varying degrees, elements of credit and interest rate risk in excess of the amount recognized in the Consolidated Balance Sheets. The contract or notional amounts of those instruments reflect the extent of involvement the Bank has in particular classes of financial instruments.

A summary of the notional amounts of the financial instruments with off-balance sheet risk at December 31, 2021 and 2020 is as follows:

<u>Contract Amount</u>	<u>2021</u>	<u>2020</u>
Commitments to extend credit	\$ 21,149,406	\$ 14,715,345
Commercial and standby letters of credit	38,000	39,000
Totals	<u>\$ 21,187,406</u>	<u>\$ 14,754,345</u>

The Bank's exposure to credit loss in the event of nonperformance by the other party to the financial instrument for commitments to extend credit and commercial and standby letters of credit is represented by the contractual amount of those instruments. The Bank uses the same credit policies in making commitments and conditional obligations as it does for on-balance sheet instruments.

Commitments to extend credit are agreements to lend to a customer as long as there is no violation of any condition established in the contract. Commitments generally have fixed expiration dates or other termination clauses and may require payment of a fee. Since commitments may expire without being drawn upon, the total commitment amounts do not necessarily represent future cash requirements. The Bank evaluates each customer's credit worthiness on a case-by-case basis. The amount of collateral obtained, if deemed necessary upon extension of credit, is based on management's credit evaluation of the counterpart. Collateral requirements vary but may include accounts receivable, inventory, property, plant and equipment, or real estate.



**PUTNAM BANCSHARES, INC. AND SUBSIDIARIES**  
**NOTES TO CONSOLIDATED FINANCIAL STATEMENTS**

**NOTE 11. COMMITMENTS AND CONTINGENCIES (continued)**

Commercial and standby letters of credit are conditional commitments issued by the Bank to guarantee the performance of a customer to a third party. These guarantees are primarily issued to support private borrowing arrangements. The credit risk involved in issuing letters of credit is essentially the same as that involved in extending loans.

Loss contingencies, including claims and legal actions arising in the ordinary course of business, are recorded as liabilities when the likelihood of loss is probable and an amount or range of loss can be reasonably estimated. Based upon information currently available, management believes that such loss contingencies, in the aggregate, will not have a material adverse effect on the Bank's business, financial position, or results of operations.

**NOTE 12. CONCENTRATION OF CREDIT RISK**

The majority of the Bank's loans, commitments, and commercial and standby letters of credit have been granted to customers in the Bank's market area. Investments in state and municipal securities and loans to governmental entities are within the Bank's home state. The concentrations of credit by type of loan are set forth in Note 4. The distribution of commitments to extend credit approximates the distribution of loans outstanding. Commercial and standby letters of credit were granted primarily to commercial borrowers.

**NOTE 13. REGULATORY MATTERS**

Putnam Bancshares, Inc.'s principal source of funds for future dividend payments to shareholders is from dividend payments received from its wholly-owned subsidiary, Putnam County Bank.

The Bank, as a state chartered member bank of the Federal Reserve System, is subject to the dividend restrictions set forth by the West Virginia Division of Financial Institutions as well as the Federal Reserve Board. Under such restrictions, the Bank may not, without the prior approval of the West Virginia Division of Financial Institutions and the Federal Reserve Board, declare dividends in excess of the sum of the current year's net income, as defined, plus the retained net profits from the two preceding years. The Bank normally restricts dividends to a lesser amount. The dividends as of December 31, 2021, that the Bank could declare without the approval of the West Virginia Division of Financial Institutions and the Federal Reserve Board amounted to approximately \$6,919,000.

The Bank is also subject to various regulatory capital requirements administered by federal and state banking agencies. Failure to meet the minimum capital requirements can initiate certain actions by regulators that, if undertaken, could have a material effect on the Bank and the consolidated financial statements. Capital adequacy guidelines require minimum ratios of 6% for Tier 1 capital, 8% for total risk-based capital, and 4% for Tier 1 leverage capital. To be well capitalized under the regulatory framework for prompt corrective actions, the ratios must be at least 8%, 10%, and 5%, respectively.

Capital amounts and classifications are also subject to qualitative judgments by the regulators about components, risk-weighting of assets and certain off-balance sheet items, and other factors.

As of December 31, 2021 and 2020, the Bank exceeded all capital adequacy requirements to which it is subject and had regulatory capital ratios in excess of the levels established for well capitalized institutions. As of December 31, 2021, the most recent notification from the Bank's primary regulatory agency categorized the Bank as well capitalized under the regulatory framework for prompt corrective action. To be categorized as well capitalized, an institution must maintain minimum total risk-based, Tier I risk-based and Tier I leverage ratios as set forth in the table below. There are no conditions or events since the notification that management believes have changed the Bank's category.



**PUTNAM BANCSHARES, INC. AND SUBSIDIARIES**  
**NOTES TO CONSOLIDATED FINANCIAL STATEMENTS**

**NOTE 13. REGULATORY MATTERS (continued)**

The Bank's actual ratios as well as a comparison of the period-end capital balances with the related amounts established by the regulatory agencies are as follows:

	Ratios	Capital amounts		
		Actual	Minimum	Well capitalized
<u>December 31, 2021</u>				
Total risk-based capital				
(to risk-weighted assets)	33.52%	\$ 98,921,000	\$ 23,607,000	\$ 29,509,000
Tier 1 capital				
(to risk-weighted assets)	32.27%	95,212,000	17,705,000	23,607,000
Tier 1 leverage capital				
(to adjusted average assets)	14.00%	95,212,000	27,205,000	34,007,000
<u>December 31, 2020</u>				
Total risk-based capital				
(to risk-weighted assets)	34.42%	\$ 98,058,000	\$ 22,788,000	\$ 28,485,000
Tier 1 capital				
(to risk-weighted assets)	33.16%	94,452,000	17,091,000	22,788,000
Tier 1 leverage capital				
(to adjusted average assets)	14.88%	94,452,000	25,396,000	31,745,000

**NOTE 14. FAIR VALUES OF FINANCIAL INSTRUMENTS**

ASC Topic 820, *Fair Value Measurement and Disclosures*, defines fair value as the exchange price that would be received for an asset or paid to transfer a liability (an exit price) in the principal or most advantageous market for the asset or liability in an orderly transaction between market participants on the measurement date. ASC Topic 820 also establishes a fair value hierarchy which requires an entity to maximize the use of observable inputs and minimize the use of unobservable inputs when measuring fair value. The standard describes three levels of inputs that may be used to measure fair value.

Level 1: Unadjusted quoted market prices in active markets for identical assets or liabilities that the reporting entity has the ability to access as of the measurement date.

Level 2: Significant other observable inputs other than Level 1 prices, such as quoted prices for similar assets or liabilities, quoted prices in markets that are not active, and other inputs that are observable or can be corroborated by observable market data.

Level 3: Significant unobservable inputs that reflect a company's own assumptions about the assumptions that market participants would use in pricing an asset or liability.

Accordingly, securities available-for-sale are recorded at fair value on a recurring basis. Additionally, from time to time, the Bank may be required to record other assets at fair value on a nonrecurring basis. These nonrecurring fair value adjustments typically involve application of lower of cost or market accounting or write-downs of individual assets.



**PUTNAM BANCSHARES, INC. AND SUBSIDIARIES**  
**NOTES TO CONSOLIDATED FINANCIAL STATEMENTS**

**NOTE 14. FAIR VALUES OF FINANCIAL INSTRUMENTS (continued)**

A description of the valuation methodologies used for assets and liabilities recorded at fair value follows, as well as the classification of such instruments within the valuation hierarchy:

**Securities Available-for-Sale:** Securities are classified within Level 1 where quoted market prices are available in an active market. Inputs include securities that have quoted prices in active markets for identical assets. If quoted market prices are not available, fair value is estimated using quoted prices of securities with similar characteristics, at which point the securities would be classified with Level 2 of the hierarchy. Level 2 securities include mortgage-backed securities issued by government sponsored entities and municipal bonds.

**Impaired Loans:** Loans are measured for impairment using the methods permitted by ASC Topic 310, *Receivables*. Fair value of impaired loans is measured by either the loans obtainable market price, if available (Level 1), the fair value of the collateral if the loan is collateral dependent (Level 2), or the present value of expected future cash flows, discounted at the loan's effective interest rate (Level 3). Fair value of the collateral is determined by appraisals or by independent valuation.

**Other Real Estate Owned ("OREO"):** Properties are recorded at the balance of the loan or at estimated fair value less estimated selling costs, whichever is less, at the date acquired. Fair values of OREO at December 31, 2021, are determined by sales agreements or appraisals, and costs to sell are based on estimation per the terms and conditions of the sales agreements or amounts commonly used in real estate transactions. Inputs include appraisal values on the properties or recent sales activity for similar assets in the property's market, and thus OREO measured at fair value would be classified within Level 2 of the hierarchy.

**Assets at Fair Value on a Recurring Basis**

December 31, 2021	Fair Value Measurement Using			Total
	Level 1	Level 2	Level 3	
<b>Available-for-sale securities</b>				
U.S. Government treasuries	\$ -	\$ 81,524,600	\$ -	\$ 81,524,600
U.S. Government agencies	-	25,170,120	-	25,170,120
Municipal bonds	-	5,982,087	-	5,982,087
Totals	\$ -	\$ 112,676,807	\$ -	\$ 112,676,807
<b>Equity securities</b>				
Mutual funds	\$ 1,456,024	\$ -	\$ -	\$ 1,456,024
<b>December 31, 2020</b>				
Fair Value Measurement Using				
	Level 1	Level 2	Level 3	Total
<b>Available-for-sale securities</b>				
U.S. Government treasuries	\$ -	\$ 5,000,390	\$ -	\$ 5,000,390
U.S. Government agencies	-	45,906,810	-	45,906,810
Municipal bonds	-	2,838,871	-	2,838,871
Totals	\$ -	\$ 53,746,071	\$ -	\$ 53,746,071
<b>Equity securities</b>				
Mutual funds	\$ 1,498,849	\$ -	\$ -	\$ 1,498,849



**PUTNAM BANCSHARES, INC. AND SUBSIDIARIES**  
**NOTES TO CONSOLIDATED FINANCIAL STATEMENTS**

**NOTE 14. FAIR VALUES OF FINANCIAL INSTRUMENTS (continued)**

**Assets Recorded at Fair Value on a Nonrecurring Basis**

The Bank may be required, from time to time, to measure certain assets at fair value on a nonrecurring basis in accordance with U.S. generally accepted accounting principles. These include assets that are measured at the lower of cost or market that were recognized at fair value below cost at the end of the period. The following table measures financial assets measured at fair value on a nonrecurring basis as of December 31, 2021 and 2020:

	Fair Value Measurement Using			Total
	Level 1	Level 2	Level 3	
December 31, 2021				
Impaired loans	\$ -	\$ 12,927,878	\$ -	\$ 12,927,878
OREO	\$ -	\$ -	\$ -	\$ -
	Fair Value Measurement Using			
	Level 1	Level 2	Level 3	Total
December 31, 2020				
Impaired loans	\$ -	\$ 19,888,775	\$ -	\$ 19,888,775
OREO	\$ -	\$ 15,000	\$ -	\$ 15,000

ASC Topic 825 provides the Company with an option to report selected financial assets and liabilities at fair value. The fair value option established by this statement permits the Company to choose to measure eligible items at fair value at specified election dates and report unrealized gains and losses on items for which the fair value option has been elected in earnings at each reporting date subsequent to implementation.

The Company has chosen not to elect the fair value option for any items that are not already required to be measured at fair value in accordance with U.S. GAAP and, as such, has not included any gains or losses in earnings for the year ended December 31, 2021.

**NOTE 15. REVENUE FROM CONTRACTS WITH CUSTOMERS**

In accordance with Topic 606, revenues are recognized when control of promised goods or services is transferred to customers in an amount that reflects the consideration the Company expects to be entitled to in exchange for those goods or services. To determine revenue recognition for arrangements that an entity determines are within the scope of Topic 606, the Company performs the following five steps: (i) identify the contract(s) with a customer; (ii) identify the performance obligation in the contract; (iii) determine the transaction price; (iv) allocate the transaction price to the performance obligation in the contract; and (v) recognize revenue when (or as) the Company satisfies a performance obligation. The Company only applies the five-step model to contracts when it is probable that the entity will collect the consideration it is entitled to in exchange for the goods or services it transfers to the customer. At contract inception, once the contract is determined to be within the scope of Topic 606, the Company assesses the goods or services that are promised within each contract and identifies those that contain performance obligation, and assesses whether each promised good or service is distinct. The Company then recognizes as revenue the amount of the transaction price that is allocated to the respective performance obligation when (or as) the performance obligation is satisfied.



**PUTNAM BANCSHARES, INC. AND SUBSIDIARIES**  
**NOTES TO CONSOLIDATED FINANCIAL STATEMENTS**

**NOTE 15. REVENUE FROM CONTRACTS WITH CUSTOMERS (continued)**

The following is a description of the Company's revenue streams accounted for under ASC 606:

**Service Charges on Deposit Accounts:** The Company earns fees from its deposit customers for transaction-based, account maintenance, and overdraft services. Transaction-based fees, which include services such as ATM use fees, stop payment charges, statement rendering, and ACH fees, are recognized at the time the transaction is executed as that is the point in time the Company fulfills the customer's request. Account maintenance fees, which relate primarily to monthly maintenance, are earned over the course of a month, representing the period over which the Company satisfies the performance obligation. Overdraft fees are recognized at the point in time that the overdraft occurs. Service charges on deposits are withdrawn from the customer's account balance. For the years ended December 31, 2021 and 2020, service charges and fees on deposit accounts was \$92,193 and \$91,374, respectively.

**Interchange Income:** Interchange income represents fees earned when a debit card issued by the Company is used. The Company earns interchange fees from debit cardholder transactions through a payment network. Interchange fees from cardholder transactions represent a percentage of the underlying transaction value and are recognized daily, concurrently with the transaction processing services provided to the cardholder. The performance obligation is satisfied and the fees are earned when the cost of the transaction is charged to the card. Certain expenses directly associated with the debit card are recorded on a net basis with the fee income. For the years ended December 31, 2021 and 2020, interchange income was \$398,299 and \$344,437, respectively.

**Gains/Losses on Sales of OREO:** Gains and losses on the sale of OREO are included in non-interest expense. The Company records a gain or loss from the sale of OREO when control of the property transfers to the buyer, which generally occurs at the time of an executed deed. When the Company finances the sale of OREO to the buyer, the Company assesses whether the buyer is committed to perform their obligations under the contract and whether collectability of the transaction price is probable. Once these criteria are met, the OREO asset is derecognized and the gain or loss on sale is recorded upon the transfer of control of the property to the buyer. In determining the gain or loss on the sale, the Company adjusts the transaction price and related gain (loss) on sale if a significant financing component is present. For the years ended December 31, 2021 and 2020, the net gain (loss) on the sale of OREO was (\$50,978) and (\$9,891), respectively.



**PUTNAM BANCSHARES, INC. AND SUBSIDIARIES**  
**NOTES TO CONSOLIDATED FINANCIAL STATEMENTS**

**NOTE 16. PARENT COMPANY FINANCIAL INFORMATION**

Condensed financial information of Putnam Bancshares, Inc. (Parent Company) is presented below.

<b>BALANCE SHEETS</b>	December 31,	
	2021	2020
<b>ASSETS</b>		
Cash	\$ 141,353	\$ 150,932
Investment in Putnam County Bank	92,397,206	91,792,901
Investment in Putnam County Title Insurance Agency	5,930	(4,492)
TOTAL ASSETS	\$ 92,544,489	\$ 91,939,341
<b>LIABILITIES AND STOCKHOLDERS' EQUITY</b>		
Accounts payable	\$ -	\$ -
Income taxes payable	-	-
TOTAL LIABILITIES	-	-
STOCKHOLDERS' EQUITY	92,544,489	91,939,341
TOTAL LIABILITIES AND STOCKHOLDERS' EQUITY	\$ 92,544,489	\$ 91,939,341
<b>STATEMENTS OF INCOME</b>		
	Years Ended	
	2021	2020
INCOME	\$ 1,980,000	\$ 3,323,438
EXPENSES:		
Operating expenses	9,579	6,010
Income before income tax benefit and equity in undistributed earnings of subsidiaries	1,970,421	3,317,428
Applicable income taxes	-	-
Income before equity in undistributed earnings of subsidiaries	1,970,421	3,317,428
Equity in undistributed earnings of subsidiaries	694,040	19,193
Net income	\$ 2,664,461	\$ 3,336,621



**PUTNAM BANCSHARES, INC. AND SUBSIDIARIES**  
**NOTES TO CONSOLIDATED FINANCIAL STATEMENTS**

**NOTE 16. PARENT COMPANY FINANCIAL INFORMATION (continued)**

STATEMENTS OF CASH FLOWS	Years Ended	
	2021	2020
CASH FLOWS FROM OPERATING ACTIVITIES		
Net income	\$ 2,664,461	\$ 3,336,621
Adjustments to reconcile net income to net cash provided by operating activities:		
Equity in undistributed earnings of subsidiaries	(694,040)	(19,193)
Increase/(decrease) in accounts payable	-	-
Increase/(decrease) in income taxes payable	-	-
NET CASH PROVIDED BY OPERATING ACTIVITIES	1,970,421	3,317,428
CASH FLOWS FROM FINANCING ACTIVITIES		
Dividends paid	(1,980,000)	(3,323,438)
NET CASH USED IN FINANCING ACTIVITIES	(1,980,000)	(3,323,438)
NET CHANGE IN CASH AND CASH EQUIVALENTS	(9,579)	(6,010)
CASH AND CASH EQUIVALENTS, BEGINNING	150,932	156,942
CASH AND CASH EQUIVALENTS, ENDING	\$ 141,353	\$ 150,932



# OFFICERS AND EMPLOYEES

**Jack Wilson**

Chair of the Board of Directors

**John R. Wilson, Jr.**

President/ CEO

**Allison W. Jones**

Executive Vice President

**Matthew B. Call**

Senior Vice President/  
Chief Loan Officer

**Michelle M. Daugherty**

Senior Vice President/  
Chief Credit Officer

**Greg M. Mick**

Senior Vice President/  
Chief Operations Officer

**Phillip J. Ball**

Senior Vice President/  
Chief Financial Officer

**Leigh A. Shirkey**

Senior Auditor/  
Compliance Officer

**Timothy A. Paxton**

Vice President/ Commercial Loan Officer

**A. Kaye Turley**

Deposit Operations Manager

**Don C. Chapman**

Bank Secrecy Officer

**William T. Capehart**

Information Technology Manager

**Claudia S. Leadman**

Loan Operations Manager

**Whitney B. Harris**

HMDA / CRA Officer

**Beth J. Carnefix**

Branch Manager

**Kelly L. Shaw**

Branch Manager

**Gary L. Fletcher**

Branch Manager

**Thomas P. Schmader, IV**

Assistant Vice President/  
Commercial Loan Officer

**Katie M. Allen**

Assistant Vice President/  
Consumer Loan Officer

**Cory B. Kidder**

Assistant Vice President/  
Commercial Loan Officer

**Danny G. Morris**

Consumer Loan Officer

**Margie M. White**

Consumer Loan Officer

**Rebecca L. Foster**

Vault Manager

**Tina M. Leadmon**

Paying and Receiving

**Denise D. Edwards**

Accounting

**Rhonda L. Fairchild**

Electronic Banking

**Penny L. Collier**

Proof Operations

**Deborah R. Milton**

Loan Operations

**Donna J. Stowers**

Paying and Receiving

**Tammy J. Sovine**

Data Process Verification

**Tina M. Ellison**

Bookkeeping

**Joy M. Persinger**

Paying and Receiving

**Betty J. Morris**

Paying and Receiving

**Suzanne A. Craigo**

Proof Operations

**Kera D. Taylor**

Audit Clerk

**Cheryl L. Halstead**

Paying and Receiving



# OFFICERS AND EMPLOYEES

**Bryan J. McCallister**  
Bank Secrecy Assistant

**Retha A. Lemon**  
Paying and Receiving

**Jill R. Rice**  
Paying and Receiving

**Jonathan S. Fisher, II**  
Credit Analyst

**James S. Coniff**  
Evaluations / Appraisal Review

**Janet F. Benjamin**  
Paying and Receiving

**Mary B. Jordan**  
Bookkeeping Manager

**Elizabeth H. Handley**  
Paying and Receiving

**Bruce A. Scarberry**  
Building Maintenance

**Patricia J. Thomasson**  
Accounting Clerk

**Devyn L. Smith**  
Loan Operations

**Ashley R. Fain**  
Bookkeeping

**Michelle R. Jividen**  
Paying and Receiving

**Shanna N. Wickline**  
Loan Operations

**Ryan W. Ramey**  
Commercial Loan Administrator

**Clayton E. Willis**  
Construction Loan Manager

**D. Eric Hayslett**  
Special Assets Manager

**Charles H. Peak III**  
Credit Administrator

**Amanda G. Henderson**  
Paying and Receiving

**Dawn R. Morgan**  
Paying and Receiving

**Anndrea D. Spangler**  
Paying and Receiving

**Ryan L. Eary**  
Paying and Receiving

**Penny L. McKinley**  
Loan Receptionist

**Sheila M. Young**  
Loan Operations

**Joseph E. Henson**  
Bookkeeping

**Sarah E. Shirkey**  
Electronic Banking

**Michelle L. Vance**  
Bookkeeping

**Alexander F. Bock**  
Credit Analyst

**Sandra L. Sowards**  
Paying & Receiving

**Elizabeth A. Ellison**  
Loan Operations

**Elizabeth E. Jaynes-Hobstetter**  
Loan Operations

**Brittany N. Nelson**  
Paying & Receiving

**Dustin R. Pendleberry**  
Paying & Receiving

## | BOARD OF DIRECTORS |

**TIM HAYSLETT**

Hayslett Construction Company

**STEPHEN HODGES, JR.**

Stephen Hodges Home Builders, Inc.

**GARY D. YOUNG**

G & G Builders, Inc.

**JACK WILSON**

Chair of the Board of Directors

**JOHN R. WILSON, JR.**

President / Chief Executive Officer

**ALLISON W. JONES**

Executive Vice President

**GLEN YEAGER**

Yeager Land, LLC

**ROGER HAYSLETT**


Hayslett Construction Company

**BETH WILLIAMSON**

Halfway Market and Milton Flea Market



[www.putcobk.com](http://www.putcobk.com)



**TODAY.  
TOMORROW.  
TOGETHER.**

P.O. BOX 308  
HURRICANE, WV 25526

PHONE: 304.562.9931  
FAX: 304.562.2642

[WWW.PUTCOBK.COM](http://WWW.PUTCOBK.COM)

MEMBER FDIC



**Member FDIC. Equal Housing Lender. **